

## Robust Analysis of Mimimizing Papr Reduction by Using Low Density Symbol Check

#1 G.JAGGA RAO, Ph.D Scholar, Dept of ECE, Shri JJT University, Rajasthan.

#2 Dr. Y.CHALAPATHI RAO, Associate Professor & HOD, Dept of ECE,  
GUNTUR ENGINEERING COLLEGE, YANAMADALA, ANDHRA PRADESH.

**Abstract:** MIMO-Constant Envelop Modulation (CEM) is a very energy and complexity green system, which is brought as alternative candidate to the presently used MIMO-Orthogonal Frequency Division Multiplexing (OFDM). CEM system enables to apply excessive green nonlinear power amplifier on the transmitter aspect and 1 bit (low resolution) analog to virtual converter (ADC) at the receiver aspect. Due to adopting the low resolution at the receiver facet a fantastic discount in hardware complexity and energy consumption can be done. However, there could be a considerable degradation on the overall performance of bit blunders rate (PAPR) at the receiver facet due to sever quantization error brought through the low-resolution ADC, so a forward mistakes correction coding is critical to decorate the PAPR. In this paper a LDSC coded MIMO-CEM device turned into used as a substitute for MIMO-OFDM to address the PAPR degradation hassle of the CEM gadget. The performance of the LDSC coded MIMO-CEM with Gaussian Minimum Phase Shift Keying (QPSK) modulation is evaluated over a multi-route Rayleigh fading channel. It confirmed that LDSC codes are powerful to improve the PAPR overall performance of CEM on Rayleigh fading channels. According to the simulation consequences, the MIMO-CEM system affords a large development in PAPR overall performance and outperforms the un-coded and the unique convolution coder primarily based CEM structures.

### I. INTRODUCTION

MIMO-CEM is an efficient and promising alternative candidate to the MIMO-OFDM. One of the principle troubles in OFDM based totally gadget is the high Peak to Average Power Ratio (PAPR) of transmitted alerts which reasons nonlinear distortion so nonlinear power green electricity amplifier (PA) like elegance C cannot be used for OFDM transmission. Instead, linear energy inefficient PA have to be used like elegance A and class A/B and this therefore degrades the energy performance of system. Many efforts had been made to date to resolve this foremost hassle in OFDM systems. Moreover, at the OFDM receiver a high

decision ADC have to be followed, which consequently increases the strength intake. Therefore, the complexity and the high energy necessities save you the layout of high branches MIMO-OFDM.

However, the MIMO-CEM became used to deal with the MIMO-OFDM drawbacks. The key idea of MIMO-CEM is based upon adopting phase (consistent envelope) modulation on the transmitter and 1 bit ADC sampled at Intermediate Frequency (IF) at the receiver aspect. On the MIMO-CEM transmitter aspect because of CEM a energy green nonlinear PA can be used, for that reason a enormous energy development can be received in comparison with OFDM based totally device. Although an superior digital sign processing (DSP) strategies at

the receiver aspect are required to compensate excessive non-linearity added via 1 bit ADC, there can be a fantastic enhancement in hardware complexity and strength consumption because of omitting of extra than analog levels at the receiver i.e. The Automatic Gain Control (AGC). Due to the low complexity of CEM gadget, the employing of greater MIMO branches is expected than OFDM system and as a result a spectral efficiency enhancement might be executed. On the alternative hand, there are many challenges nonetheless existing to almost use CEM system due to the software of the IF based 1 bit ADC.

Considerable work has been accomplished on overcoming the CEM drawbacks and many efficient strategies for channel estimations and equalization have been proposed. Moreover, due to the extreme impact of one bit ADC on PAPR performance of the device, a proper channel coding technique wants to be proposed for MIMO-CEM to extraordinarily beautify its PAPR performance. Forward Error Correction (FEC) scheme is added to shield the information earlier transmission and to growth the transmitted information rate and. Low-Density Symbol-Check (LDSC) codes are one of the FEC scheme firstly added by means of Gallager. LDSC codes rediscovered via Mackay and taken into consideration one of the maximum effective errors protection codes that allow the transmission fee of records near the theoretical Shannon's restrict. Moreover, LDSC codes are hired in many standards i.e. DVB-S2 and also has been included inside the IEEE 802.16e cell WiMAX as an opportunity error correcting scheme. Soft, tough or hybrid selection schemes can be adopting for LDSC interpreting. Soft interpreting algorithms have higher overall performance while require a lot higher decoding complexity.

## II. LOW-DENSITY SYMBOL-CHECK (LDSC)

Low density symbol test codes belong to linear blockcodes family. Therefore, all the codeword,  $X$ , spread throughout the null area of symbol test matrix  $H$ :

$$H \cdot X = 0 \quad (1)$$

The ( $H$ ) matrix for LDSC codes is a binary sparse matrix which every organization of row and column factors are selected to attain a preferred weight characteristic. Moreover, the factors organizations in the graph are limited to limit the overlapping of rows and columns. These restrictions in constructing the symbol test matrix ( $H$ ) lead to a sturdy code similarly to have efficient algorithms for interpreting. For encoding block of bits,  $N$ , there might be redundant symbol bits,  $M$ , in order that the code charge may be calculated via:

$$R = (N - M) / N \quad (2)$$

The major difference between the traditional block codes and LDSC codes is in the decoding process. Traditional block codes are decoded with Maximum Likelihood decoding algorithms. So, they are usually short and designed mathematically to simplify this process. On the other hand, LDSC codes are decoded iteratively using a graphical representation of their symbol check matrix. So they are designed according to the symbol check matrix characteristics. The groups of decoding algorithms used in decoding LDSC codes are together called message passing algorithms. The operation can be explained by using the Tanner graph. When messages passing along edges of a Tanner graph, each Tanner graph node works in isolation, so only edges connected to message have access to the information contained in it. Iterative decoding algorithms also considered another name for the message passing algorithms as the messages pass back and forward between the bit and

check nodes through iterations until a desired result is achieved or the process is stopped. Different message passing algorithms are classified according to the type of messages passed or according to the type of operation performed at the nodes. In some decoding algorithms, such as bit-flipping decoding, the messages are binary and in other algorithms, such as belief propagation decoding, the messages are probabilities which represent a level of belief about the actual value of the code word bits. Belief propagation decoding is usually called “sum-product decoding” and this happened when representing probability values in form of log likelihood ratios, and then using these values for calculations at the bit and check node using both sum and product operations.

Both of symbol and reliability information are needed for LDSC soft decision decoding. Reliability information is considered extra information and requires more bits to be generated for each message or edge in the Tanner graph. Reliability update is performed at check nodes in the same time with the symbol update to merge the reliability of the other incoming messages and generate a calculated reliability for each outgoing message. Actually, this reliability information is considered the log likelihood ratios for each message and the update operation include the hyperbolic tangent function similar to MAP decoding algorithm was introduced. In the hard decision decoder, the same updating operation for decoded value and the message values at each node is done as in soft decoder. The change is in the reliability values of the received bit and the messages are considered as a scaling value for their associated weighting in a majority function or adder.

### **III. THE PROPOSED LDSC CODED MIMO-CEM SYSTEM**

The block diagram of the LDSC coded 2x2 MIMO-CEM transceiver is shown in Fig. 1. In the transmitter side the input binary information from the source is encoded the use of the LDSC channel encoder for you to improve the PAPR performance especially with the existence of one bit ADC. The encoded records are then interleaved to disperse a large burst of errors over the fading channel. The interleaved information is then break up into wide variety of streams equal to the numPAPR of transmitted antennas. After that a differential encoding observed by means of a Gaussian Minimum Shift Keying (QPSK) modulation are carried out to facts streamsto assemble a constant envelop phase (CEM) modulated signals. These signals are transmitted over MIMO Rayleigh multipath fading channel.

#### **a). PERFORMANCE EVALUATION**

At the acquired facet an analog BPF is used in the IF band to improve the signal to noise ratio (SNR) the acquired sign. After that the sign is converted into the digital domain the use of IF sampling 1 bit ADC. Then the acquired signal is digitally transformed into baseband (IF-BB) and filtered using low pass filter out (LPF). Then the nonlinear quantization errors because of 1 bit ADC may be compensated using most likelihood series estimation (MLSE). Finally the MLSE output is softly decoded the use of sum-product algorithm (SPA) decoder to generate the decoded output binary bit move.

**TRANSMITTER**

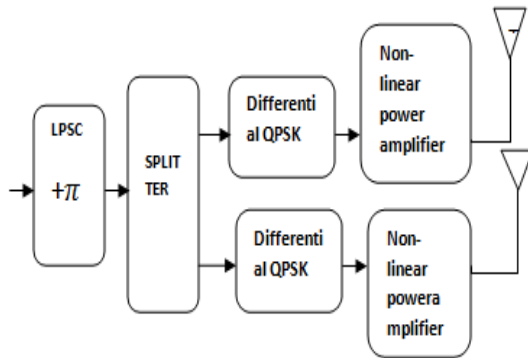


Fig1: Ldsc Data Transmission For Qpsk Model

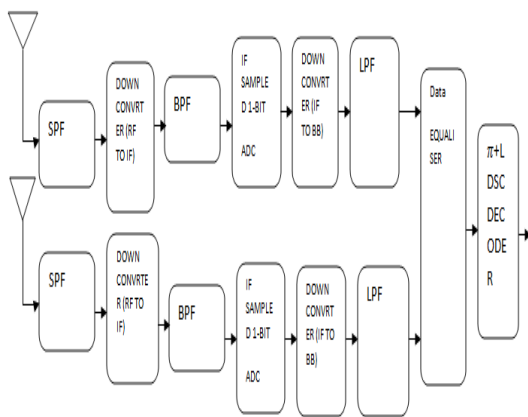


Fig2: block diagram for LDSC based MIMO-CEM system

**b).Performance of the proposed LDSC based SIMO-CEM system**

The PAPR overall performance of the proposed QPSK LDSC based totally SISO-CEM is evaluated underneath Rayleigh fading channel and QPSK modulation for  $BT=1$  and  $BT=0.3$ . The enterrandom binary statistics was protected with the aid of the LDSC scheme and transmitted over the fading channel. The pleasant of reception is measured by using gazing PAPR over a fixed of  $E_b/N_0$  values. For the motive, evaluation the performance of the proposed machine is compared to the overall performance of the convolutional code based original CEM. Three show the PAPR overall performance of the proposed machine as a characteristic of  $E_b/N_0$  for  $BT=0.3$  and

$BT=1$ , respectively. The PAPR performance in case of uncoded and authentic SISO-CEM structures is likewise shown. As may be determined from the figures the PAPR performance of the proposed LDSC coded gadget outperforms the uncoded and the unique convolutional primarily based CEM systems.

For example with  $BT=0.3$  it could be visible that the 0 errors interpreting turns into viable with the LDSC based device after an  $E_b/N_0$  of 12 dB, which is ready 2 dB less than the original one based totally on smooth Viterbi interpreting. Also with  $BT=1$  indicates that for a goal PAPR of zero.001 the proposed device achieves a coding benefit of about 1 dB over the smooth Viterbi deciphering unique system and about 6 dB over the tough decoding based totally one. Also from those figures, it's far found that as the BT cost decreases the PAPR performance is degraded because ISI is elevated.

**c).Performance of the proposed LDSC based MIMO-CEM system**

In this section, the PAPR performance are tested with the LDSC based totally 2x2 MIMO-CEM system over the Rayleigh fading channel with the fading parameters presented in Table 1. Fig. Four and Fig. Five depict the PAPR performance for the proposed device. The PAPR performances of the uncoded and convolution code based machine also are indicated for the cause of contrast. It is obvious from consequences that the proposed system has a better PAPR overall performance than the uncoded and original CEM systems. From Fig. 4 with  $BT=0.3$  it may be observed that the blunders free decoding can be obtained with the LDSC primarily based proposed MIMO-CEM device after an  $E_b/N_0$  of 10 dB which is four dB lower than the fee with the unique

smooth Viterbi based totally gadget. Also from fig. 5 with BT=1 it is able to be located that for a goal PAPR of zero.001 the proposed machine can acquire a electricity benefit price of 2.5 dB than the unique one with gentle Viterbi decoding. Moreover, from Fig. 5 it's miles surely that the proposed machine drastically outperforms uncoded and the difficult Viterbi based totally CEM structures.

#### IV. SIMULATION RESULTS

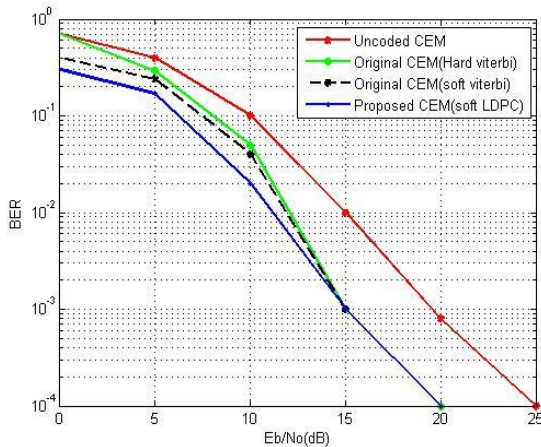


Fig3: The PAPR performances of the proposed and original SISO-CEM system with BT=0.3

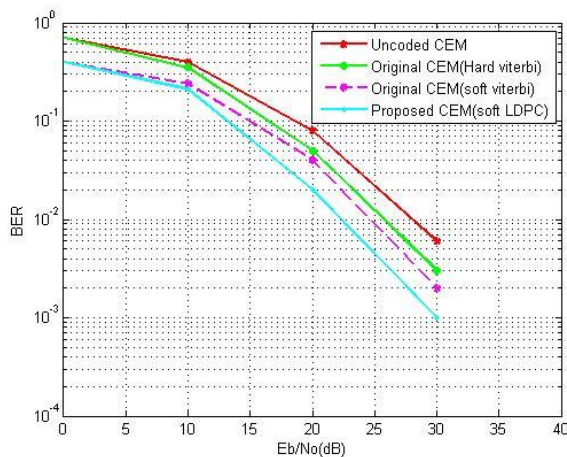


Fig 4: The PAPR performances of the proposed and original SISO-CEM system with BT=0.1

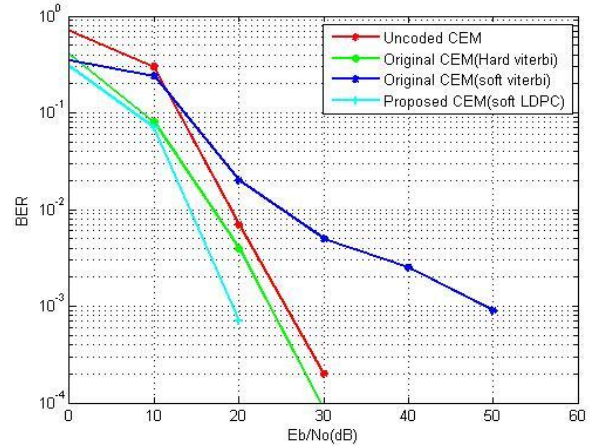


Fig5: The PAPR performances of the proposed and original MIMO-CEM system with BT=0.3

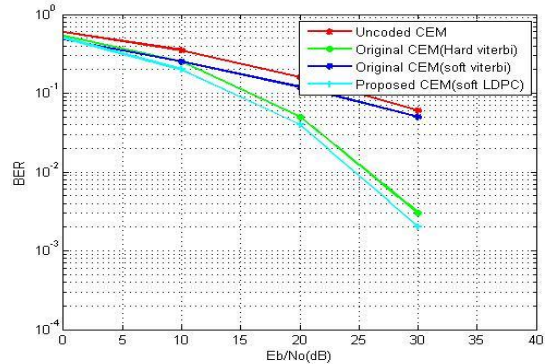


Fig6: PAPR performance of the proposed and original MIMO-CEM system with BT=1

#### V. CONCLUSION

In this paper, LDSC based MIMO-CEM system changed into proposed. The proposed system adopted the LDSC coder as a channel coder and employed a gentle message passing algorithm for iterative interpreting. PAPR performance of the proposed system become evaluated underneath Rayleigh fading channel. Moreover, a competitive evaluation with the uncoded and unique structures become achieved. Based at the simulation results it is really the usage of LDSC encoders brings a good-sized improvement to the system's PAPR performance. For example, the proposed LDSC based totally MIMO-CEM with a three-dB fee of transmit Gaussian filter out BT=1 can obtain a

strength gain cost of 2.5 dB than the authentic one with gentle Viterbi interpreting for a target PAPR of 0.001. Also with  $BT=zero$ . Three it may be discovered that the mistake loose interpreting may be acquired with the LDSC primarily based proposed MIMO-CEM device after an  $E_b/N_0$  of 10 dB which is four dB and 6 dB lower than the price with the original gentle and hard Viterbi based totally MIMO-CEM structures respectively. Better performance can be completed with LDSC based totally on lengthy code words within the rate of the system complexity, and a trading off among the PAPR overall performance and the low complexity can be needed.

## REFERENCES

- [1] O. Muta and H. Furukawa, "Study on MIMO Wireless Transmission with Constant Envelope Modulation and a Low-Resolution ADC," IEICE Technical Report, RCS2010-44, pp.157-162, 2010.
- [2] O. Muta and Y. Akaiwa, "Weighting Factor Estimation Method for Peak Power Reduction Based on adaptive Flipping Of parity Bits in Turbo-Coded OFDM systems," IEEE Trans. Vehicular Technology, vol.57, no.6, Nov.2008.
- [3] Usama S. Mohammed, Osama A. Omer and Ahmed S. A. Mubarak, "Progressive Image Transmission over OFDM System with Minimum PAPR", The 2nd Saudi Int. Electronics, Communications and Photonics Conference, SIEPC'13, Riyadh, Saudi Arabia, 30-27 April, 2013.
- [4] J. Kim and Y. Shin, "An Effective Clipped Companding Scheme for PAPR Reduction of OFDM Signals", Proceedings of the IEEE ICC'08, pp.668-672, 2008.
- [5] L. Guan, T. Jiang, D. Qu and Y. Zhou, "Joint Channel Estimation and PTS to Reduce Peak-to-Average Power Ratio in OFDM Systems without Side Information", IEEE Signal Processing Letters, Vol. 17, No.10, pp. 883-886, OctoPAPR 2010.
- [6] M. Sawada, H. Okada, T. Yamazato and M. Katayama, "Influence of ADC Nonlinearity on the Performance of an OFDM Receiver," IEICE Trans. Info and Sys., vol. E89-B, no.12, pp.3250-3256, 2006.
- [7] T. K. Paul and T. Ogunfunmi, "Wireless LAN Comes of Age: Understanding the IEEE 802.11n Amendment," IEEE Magazine of Circuits and Systems, vol.8, no.1, pp. 28 -54, 2008.
- [8] S. A. Mujtaba, "TGn sync proposal technical specification. doc.: IEEE802.11-04/0889r7," Draft proposal, 2005.
- [9] E. M. Mohamed, O. Muta and H. Furukawa, "Adaptive Channel Estimation Techniques for MIMO-Constant Envelope Modulation," IECE Trans. Commun., Vol.E95-B, no.07, pp.2393-2404, 2012.
- [10] E. M. Mohamed. "A Complexity efficient Equalization Technique for MIMO-constant Envelope Modulation," IEEE Symposium on Wireless Technology and Application (ISWTA), 2013.