

# Energy Saving System for Classroom Based on Campus Card

<sup>1</sup>C.FATHIMA ARSHIA ANJUM & <sup>2</sup>T.RAVI KUMAR

<sup>1</sup>M.Tech., Department of ECE (DECS), Dr. K. V. Subba Reddy college of Engineering for Women, Email. Id- [arhiaanjum13@gmail.com](mailto:arhiaanjum13@gmail.com), Kurnool.

<sup>2</sup>Assistant Professor, Department of ECE (DECS) Dr. K. V. Subba Reddy college of Engineering for Women, Guide Email id- [ravi3922@gmail.com](mailto:ravi3922@gmail.com), Kurnool.

## Abstract:

*Introduces the basic existed issue that lights work in classroom with no one, dissects a few conventional arrangements and their inadequacies, then advances the vitality sparing system for classroom in light of grounds card. The venture depends on the Campus Card System, which is develop and has been generally utilized, in mix with Ethernet, RF remote interchanges innovation, and in addition the advancement of PC programming for database administration and different operations, to accomplish a total classroom vitality sparing system. System controls the ace classroom control on and off by recognizing the nearness of the card, and viably take care of this issue. This system is portrayed by basic utilize and minimal effort remodel.*

## INTRODUCTION

Most schools, particularly universities, there is a pervasive wonder that the room is splendidly lit amid the day despite the fact that the sunlight is great, in the mean time there is another comparative circumstance that individuals leave classroom with the lights fan still on. These lights, fans lit pointlessly until the obligation to kill when the building ought to be shut by school directions, which thus prompts to an awesome misuse of vitality. Classroom lighting controlling is never another point; there are numerous comparative explores at home and in

abroad. As per the data from the present point of view, there is still not an impeccable arrangement. This "Lit waste" critical thinking, daytime lighting critical thinking, is moderately basic, the ebb and flow residential and global research bottleneck is the means by which to identify precisely whether there is somebody in the classroom with the most minimal cost

This paper presents the basic existed issue that lights, fans work in classroom with no one, breaks down a few customary arrangements and their lacks, then advances the vitality sparing system for classroom in view of grounds card. The venture depends on the Campus Card System, which is develop and has been generally utilized, in blend with RFID innovation, remote correspondences innovation, and in addition the improvement of PC programming for database administration and different operations, to accomplish an entire classroom vitality sparing system. System controls the ace classroom control on and off by recognizing the nearness of the card, and viably tackle this issue. This system is described by basic utilize and minimal effort remodel

The proposed system controls the classroom lighting and temperature to upgrade the "lighting waste" issue notwithstanding this it can diminish vitality squander, enhance all the

power sparing mindfulness, decrease the vitality utilization of the school. This article combines with grounds card structure and system development and applies in classroom lighting, temperature control to outline a smart classroom vitality sparing system. Classroom lighting, temperature control supply is controlled by whether there is a card or not, and understands the capacity that when there are individuals and additionally card in the rooms, the light and fan will be on, unexpectedly the light and fan will be off .

This system contains information center, base station and sub control hub.

Data focus is in charge of the administration of the data in cards of understudies and staff.

- o Base station is in charge of redesign of the data from the data focus and send to every classroom, it oversees control hub.
- o Control hubs open or close the ace switch of the lights and fans in classroom as per the whether it identifies.

This system comprises of ARM7 microcontroller, grounds card (RFID label), RFID peruser, light sensor, temperature sensor, PC application, remote correspondence segment (zigbee)

**CAMPUS CARD:** Campus card system is developed and has been utilized as a part of blend with, RFID innovation, remote correspondence (zigbee) innovation and advancement of PC programming.

#### **ADVANTAGES OF CAMPUS CARD:**

- Benefits for Students and Universities.
- Improved Student Population Database Management.
- Simplicity and Security.
- Convenience.

- Adaptable.

#### **APPLICATION LAYER:**

The application layer is the most elevated amount layer characterized by the detail, and is the compelling interface of the ZigBee system to its end clients. It includes the greater part of segments included by the ZigBee particular: both ZDO and its administration strategies, together with application objects characterized by the producer, are considered some portion of this layer.

#### **Main Components:**

The ZDO is in charge of characterizing the part of a gadget as either facilitator or end gadget, as said above, additionally for the revelation of new (one-bounce) devices on the system and the distinguishing proof of their offered administrations. It might then go ahead to build up secure connections with outside devices and answer to restricting solicitations in like manner.

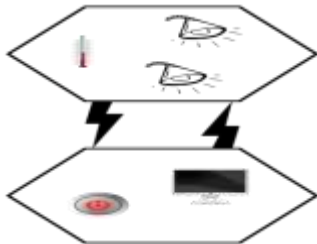
The application support sub layer (APS) is the other principle standard segment of the layer, and all things considered it offers an all around characterized interface and control administrations. It acts as an extension between the system layer and alternate segments of the application layer: it stays up with the latest restricting tables as a database, which can be utilized to discover fitting devices relying upon the administrations that are required and those the distinctive devices offer. As the union between both determined layers, it additionally courses messages over the layers of the convention stack.

#### **Communication models:**

An application may comprise of imparting items which collaborate to complete the coveted errands. The concentration of ZigBee is to disperse work among a wide range of devices which dwell inside individual ZigBee hubs which thusly shape a system (said work will ordinarily be to a great extent neighborhood to

every gadget, for example the control of every individual family unit apparatus).

The accumulations of items that frame the system impart utilizing the offices gave by APS, directed by ZDO interfaces. The application layer information benefit takes after a run of the mill ask for affirm/sign reaction structure. Inside a solitary gadget, up to 240 application articles can exist, numbered in the range 1-240. 0 is saved for the ZDO information interface and 255 for communicate; the 241-254 territory is not right now being used but rather might be later on.



(Fig 2: ZigBee high-level communication model)

There are two administrations accessible for application articles to use (in ZigBee 1.0):

i) The key-esteem match benefit (KPV) is implied for setup purposes. It empowers depiction, demand and alteration of protest qualities through a basic interface in view of get/set and occasion primitives, a few permitting a demand for reaction. Setup utilizes packed XML (full XML can be utilized) to give a versatile and rich arrangement.

ii) The message administration is intended to offer a general way to deal with data treatment, keeping away from the need to adjust application conventions and potential overhead acquired on by KPV. It permits subjective payloads to be transmitted over APS outlines.

Addressing to is additionally part of the application layer. A system hub comprises of a 802.15.4-conformant radio handset and at least

one gadget depictions (essentially accumulations of characteristics which can be surveyed or set, or which can be observed through occasions). The handset is the base for tending to, and devices inside a hub are indicated by an endpoint identifier in the range 1-240.

#### Communication and device Discovery:

With the goal for applications to convey, their containing devices must utilize a typical application convention (sorts of messages, arrangements et cetera); these arrangements of traditions are assembled in profiles. Moreover, restricting is settled on by coordinating info and yield group identifiers, novel inside the setting of a given profile and related to an approaching our active information stream in a gadget. Restricting tables contain source and goal sets. Contingent upon the accessible data, gadget revelation may take after various techniques. At the point when the system address is known, the IEEE address can be asked for utilizing unicast correspondence. When it is not, petitions are communicate (the IEEE address being a piece of the reaction payload). End devices will just react with the asked for address, while a system organizer or a switch will likewise send the locations of the considerable number of devices connected with it. This augmented revelation convention licenses outside devices to get some answers concerning devices in a system and the administrations that they offer, which endpoints can report when questioned by the finding gadget (which has beforehand gotten their locations). Coordinating administrations can likewise be utilized.

The utilization of group identifiers implements the authoritative of correlative substances by method for the coupling tables, which are kept up by ZigBee organizers, as the table must be constantly accessible inside a system and facilitators are destined to have a changeless power supply; reinforcements might be required by a few applications, whose more elevated

amount layers must oversee. Restricting requires a set up correspondence interface; after it exists, whether to add another hub to the system is chosen, by application and security arrangements. Correspondence can happen directly after the affiliation. Coordinate tending to utilizes both radio address and endpoint identifier, though circuitous tending to requires each pertinent field (address, endpoint, bunch and characteristic) and sends it to the system organizer, which keeps up these affiliations and interprets demands for correspondence. Circuitous tending to is especially helpful to keep a few devices extremely straightforward and minimize their requirement for capacity. Other than these two techniques, communicate to all endpoints in a gadget is accessible, and assemble tending to is utilized to speak with gatherings of endpoints having a place with an arrangement of devices.

### SECURITY SERVICES

As one of its characterizing highlights, ZigBee gives offices to doing secure correspondences, ensuring foundation and transport of cryptographic keys, figuring outlines and controlling devices. It expands on the fundamental security system characterized in IEEE 802.15.4. This part of the design depends on the right administration of symmetric keys and the right usage of techniques and security approaches.

### Basic Security Model:

The fundamental system to guarantee secrecy is the satisfactory insurance of all keying material. Trust must be accepted in the underlying establishment of the keys, and in addition in the handling of security data. All together for an execution to internationally work, its general accuracy (e.g., conformance to determined practices) is expected.

Keys are the foundation of the security design; accordingly their assurance is of fundamental significance, and keys are never supposed to be

transported through an unreliable channel. There is a transient special case to this govern, which happens amid the underlying period of the expansion to the system of a formerly unconfigured gadget. The ZigBee organize show must take specific care of security contemplations, as specially appointed systems might be physically open to outer devices and the specific workplace can't be predicted; in like manner, diverse applications running simultaneously and utilizing the same handset to impart are supposed to be commonly reliable: for cost reasons the model does not accept a firewall exists between application-level substances.

Inside the convention stack, distinctive system layers are not cryptographically isolated, so get to arrangements are required and rectify configuration accepted. The open trust display inside a gadget takes into account key sharing, which strikingly diminishes potential cost. In any case, the layer which makes an edge is in charge of its security. In the event that malevolent devices may exist, each system layer payload must be figured, so unapproved activity can be instantly cut off. The special case, once more, is the transmission of the system key, which gives a bound together security layer to the system, to another associating gadget. Indicate point encryption is additionally upheld.

### Security architecture:

ZigBee utilizes 128-piece keys to actualize its security components. A key can be related either to a system, being usable by both ZigBee layers and the MAC sub layer, or to a connection, procured through preinstallation, understanding or transport. Foundation of connection keys depends on an ace key which controls interface key correspondence. At last, at any rate the underlying expert key must be acquired through a safe medium (transport or preinstallation), as the security of the entire system relies on upon it. Connection and ace keys are just unmistakable to the application

layer. Distinctive administrations utilize diverse one-path varieties of the connection enter so as to stay away from holes and security dangers.

Key circulation is a standout amongst the most vital security elements of the system. A protected system will assign one unique gadget which different devices trust for the dispersion of security keys: the trust focus. In a perfect world, devices will have the trust focus address and introductory ace key preloaded; if a flashing weakness is permitted, it will be sent as depicted previously. Run of the mill applications without uncommon security needs will utilize a system key gave by the trust focus (through the at first unreliable channel) to impart.

In this way, the trust focus keeps up both the system key and gives indicate point security. Devices will just acknowledge correspondences beginning from a key gave by the trust focus, with the exception of the underlying expert key. The security design is dispersed among the system layers as takes after:

The MAC sub layer is equipped for single-bounce solid correspondences. When in doubt, the security level it is to utilize is indicated by the upper layers.

The system layer oversees steering, handling got messages and being fit for broadcasting demands. Active casings will utilize the satisfactory connection key as indicated by the directing, on the off chance that it is accessible; something else, the system key will be utilized to shield the payload from outer devices.

The application layer offers key foundation and transport administrations to both ZDO and applications. It is additionally in charge of the spread over the system of changes in devices inside it, which may begin in the devices themselves (for example, a basic status change) or in the trust chief (which may educate the

system that a specific gadget is to be wiped out from it). It additionally courses demands from devices to the trust focus and system key reestablishments from the trust focus to all devices. Other than this, the ZDO keeps up the security approaches of the gadget.

### PROTOCOLS

The conventions expand on late algorithmic research (Ad-hoc On-request Distance Vector, neuRFon) to naturally build a low-speed specially appointed system of hubs. In most huge system cases, the system will be a bunch of groups. It can likewise shape a work or a solitary bunch. The present profiles got from the ZigBee conventions bolster reference point and non-guide empowered systems.

When all is said in done, the ZigBee conventions minimize the time the radio is on in order to lessen control utilize. In beaconing systems, hubs just should be dynamic while a reference point is being transmitted. In non-signal empowered systems, control utilization is unequivocally topsy-turvy: a few devices are constantly dynamic, while others invest the greater part of their energy dozing. ZigBee devices are required to comply with the IEEE 802.15.4-2003 Low-Rate Wireless Personal Area Network (WPAN) standard. The standard determines the lower convention layers—the physical layer (PHY), and the medium get to control (MAC) bit of the information interface layer (DLL). This standard determines operation in the unlicensed 2.4 GHz, 915 MHz and 868 MHz ISM groups. In the 2.4 GHz band there are 16 ZigBee channels, with every channel requiring 5 MHz of transmission capacity. The middle recurrence for every channel can be computed as,  $FC = (2405 + 5 \cdot (k-11))$  MHz, where  $k = 11, 12, \dots, 26$ .

The radios utilize coordinate succession spread range coding, which is overseen by the computerized stream into the modulator. BPSK is utilized as a part of the 868 and 915 MHz

groups, and orthogonal QPSK that transmits two bits for every image is utilized as a part of the 2.4 GHz band. The crude, over-the-air information rate is 250 Kbit/s per direct in the 2.4 GHz band, 40 Kbit/s per divert in the 915 MHz band, and 20 Kbit/s in the 868 MHz band. Transmission range is somewhere around 10 and 75 meters (33 and 246 feet), despite the fact that it is intensely subject to the specific environment. The greatest yield force of the radios is for the most part 0 dBm (1 mW). The fundamental channel get to mode determined by IEEE 802.15.4-2003 is "bearer sense, various get to/crash evasion" (CSMA/CA). That is, the hubs talk similarly that individuals banter; they quickly verify that nobody is talking before they begin. There are three eminent special cases to the utilization of CSMA. Signals are sent on a settled planning plan, and don't utilize CSMA. Message affirmations likewise don't utilize CSMA. At last, devices in Beacon Oriented systems that have low idleness ongoing necessities may likewise utilize Guaranteed

Time Slots (GTS) which by definition does not utilize CSMA.

**ZigBeecoordinator (ZC):**

The most skilled gadget, the organizer shapes the foundation of the system tree and may extension to different systems. There is precisely one ZigBee facilitator in every system since the gadget began the system initially. It can store data about the system, including going about as the Trust Center and vault for security keys.

All ZigBee systems must have one (and just a single) facilitator, independent of the system topology. In the Star topology, the organizer is the focal hub in the system.

- In the Tree and Mesh topologies, the organizer is the top (root) hub in the system.
- This is outlined beneath, where the facilitator is shading coded in dull dark.

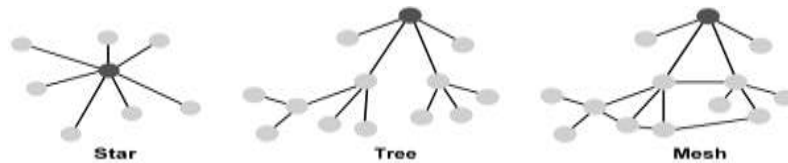


Fig3: network topology

At the system level, the facilitator is primarily required at system introduction. The assignments of the facilitator at the system layer are:

- Selects the recurrence channel to be utilized by the system (more often than not the one with the slightest recognized action)
  - Starts the system
  - Allows different devices to interface with it (that is, to join the system)

The organizer can likewise give message steering (for instance, in a Star arrange),

security administration and different administrations.

In a few conditions, the system will have the capacity to work ordinarily if the organizer comes up short or is turned off. This won't be the situation if the organizer gives a directing way through the system (for example, in a Star topology, where it is expected to hand-off messages). Also the Coordinator gives administrations at the Application layer and if these administrations are being utilized (for instance, Coordinator authoritative), the

Coordinator must have the capacity to give them at all circumstances.

**ZigBee Router (ZR):** And additionally running an application capacity a switch can go about as a moderate switch, passing information from different devices.

Systems with Tree or Mesh topologies require no less than one Router. The primary undertakings of a Router are:

- Relays messages starting with one hub then onto the next
- Allows youngster hubs to interface with it

In a Star topology, these capacities are taken care of by the facilitator and, in this manner, a Star arrange does not require Routers.

In Tree and Mesh topologies, Routers are situated as takes after:

- In a Tree topology, Routers are regularly situated in system positions that permit messages to be left behind and down the tree.

In a Mesh topology, a Router can be found anyplace that a message passing hub is required. In any case, in all topologies (Star, Tree and Mesh), Router devices can be situated at the furthest points of the system, in the event that they run applications that are required in these areas - for this situation, the Router won't play out its message transfer work, unless in a Mesh organize (see above). The conceivable places of Routers in the diverse system topologies are represented underneath, where the Routers are shading coded in red:

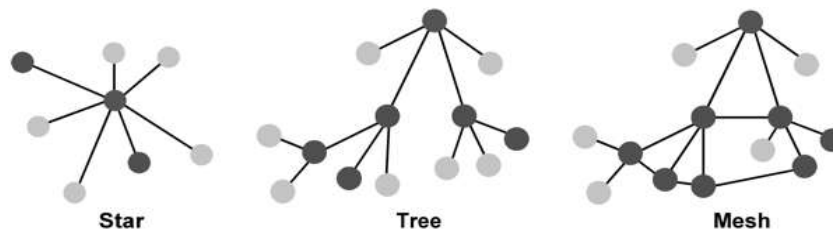


Fig4: position of routers

**ZigBee End Device (ZED):**

Contains simply enough usefulness to converse with the parent hub (either the facilitator or a switch); it can't transfer information from different devices. This relationship permits the hub to be snoozing a lot of the time subsequently giving long battery life. A ZED requires minimal measure of memory, and in this way can be less costly to make than a ZR or ZC.

End Devices are constantly situated at the limits of a system:

- In the Star topology, they are border hubs
- In the Tree and Mesh topologies, they are leaf hubs

This is outlined underneath, where the End Devices are shading coded in light blue.

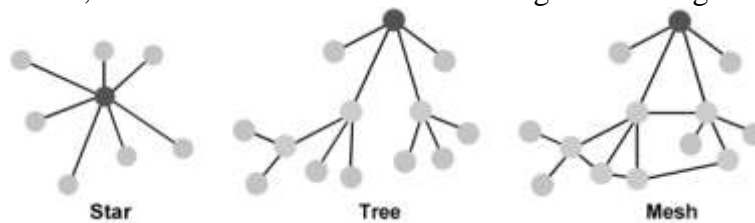


Fig5: location of end devices

The principle undertakings of an End Device at the system level are sending and getting messages. Take note of that End Devices can't transfer messages and can't permit different hubs to associate with the system through them. An End Device can regularly be battery-controlled and, when not transmitting or accepting, can rest keeping in mind the end goal to monitor control.

This segment exhibits the most related work to the issue tended to by this paper. There are numerous systems which have been proposed with a specific end goal to screen the lighting control of the classroom by distinguishing nearness of the human. Diverse techniques were being taken after to accomplish this. In any case, very few systems give data to the base station (office). And that every one of those outlined systems are difficult to be actualized. They have their own favorable circumstances and hindrances. The associated work in such manner is as per the following

#### **Connected work**

There are numerous literary works which have been demonstrated to control the lighting arrangement of the classroom. Those are as per the following. The first writing plans a light control system, which is for the most part recognizes by the power of the open air light, without the thought of the human indoor. The second writing presents the system which is judges whether there are understudies or educators in the room by the distinction of quantities of individuals go inside and outside

the classroom, to control the turn on or off. The third and fourth meetings say the mix of pyroelectric sensor and light sensor and division territories of the classroom, which builds the system cost and the trouble of the arrangement of the electrical wires. The fifth writing utilizes the information gathered through the cameras to dissect whether there is anybody working, yet its inadequacies are the movability of the shine and exactness of the refinement. The sixth, seventh, eighth and ninth meetings partition the light region in classroom, so that each light can be controlled freely, yet bringing on the perplexing control and badly arranged operation. As indicated by the circumstance the gatherings spoke to, the "daytime light" issue has numerous straightforward and successful arrangements, yet there have stayed two issue, one is that how to distinguish whether there are somebody in the classroom, another is the human-position planning location. In this recovery of written works, human identification strategies for the most part incorporate Image handling technique

#### **Pyro Electric Detection Technique.**

##### **Image processing method:**

Image Processing will be preparing of pictures utilizing scientific operations by utilizing any type of flag handling for which the info is a picture, a progression of pictures, or a video, for example, a photo or video outline; the yield of picture preparing might be either a picture or an arrangement of attributes or parameters



identified with the picture. Most picture handling systems include regarding the picture as a two-dimensional flag and applying standard flag preparing methods to it. Pictures are likewise handled as three-dimensional signs where the third-measurement being time or the z-hub. Image preparing more often than not alludes to computerized picture handling, however optical and simple picture handling additionally are conceivable. The above strategies are general systems that apply to every one of them.

### **Pyroelectric detection method**

We have to create robust movement recognition and tracking system utilizing different sensors. Numerous specialists have given their endeavors toward building powerful movement tracking systems utilizing vision-based sensors, i.e., cameras. The examination ventures in light of vision-based sensors fundamentally consider position, speed, heading, shape and size (i.e., the quantity of pixels in cameras) as the key setting for recognizing the clients and comprehension their exercises. A movement tracking system should vigorously distinguish: (1) the personality of the moving item; (2) at which area the protest is; (3) to which bearing the question is moving; and (4) how quick the question is moving.

### **Drawbacks of image processing and pyroelectric detection methods**

Image processing strategy incorporates dynamic and static strategies. Human body acknowledgment calculation is mind boggling and low precision, and has the awful flexibility of imperfections on the force identification, off base location and complex usage plot; in light of the fact that pyroelectric recognition technique can just distinguish the development of the human body, when the understudies and educators in the classroom still read a book or realizing, which can't be accurately recognized,

and its discovery range is restricted. A huge classroom ought to be orchestrated more than twelve or even many sensors to cover, which causes high cost, complex wire situation, low discovery exactness and different issues.

Coordinated information counseled, the present classroom lighting control system has the issues including confuse exchanging operation between programmed control and the manual control and to some degree the arrangement itself can't tackle the issue of "lighting waste" well.

### **PROPOSED SYSTEM**

The proposed system controls the classroom lighting and temperature to upgrade the "lighting waste" issue notwithstanding this it can decrease vitality squander, enhance all the power sparing mindfulness, and diminish the vitality utilization of the school. This article joins with grounds card system and system innovation and applies in classroom lighting, temperature control to plan a wise classroom vitality sparing system. Classroom lighting, temperature control supply is controlled by whether there is a card or not, and understands the capacity that when there are individuals and also card in the rooms, the light and fan will be on, actually the light and fan will be off .

The present venture not just controls the lighting and temperature of the classroom additionally gives the data of number of understudies present, on and off position of light and fan to the base station (office). The system has been in a few research center trials, its impact is truly great. It can not just be connected to the assortment of schools, additionally can be connected to a wide range of undertakings and foundations and the processing plants. It has a high promotion esteem in vitality preservation and outflow diminishment.

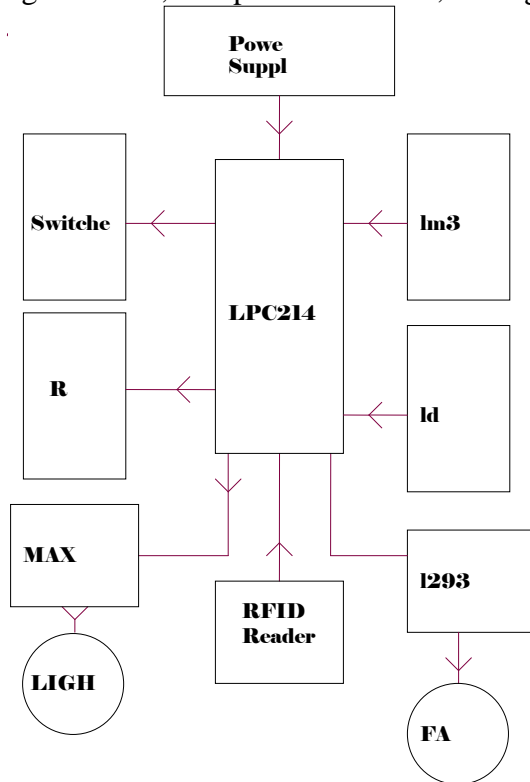
The current systems don't give exact outcome furthermore they didn't focus on giving data to base station. This venture principle include lies in giving data to base station too distinguishing nearness of human precisely, it has two modules one is in the classroom another is at the base station. Classroom module has chip, RF peruser, light sensor, temperature sensor, and grounds

card. Base station module has PC with an application called "TERMINAL" and RF.

### BLOCK DIAGRAM

As we mentioned that the proposed system has two modules

1. at the classroom
2. at base station



**Fig6: Proposed system classroom module block diagram**

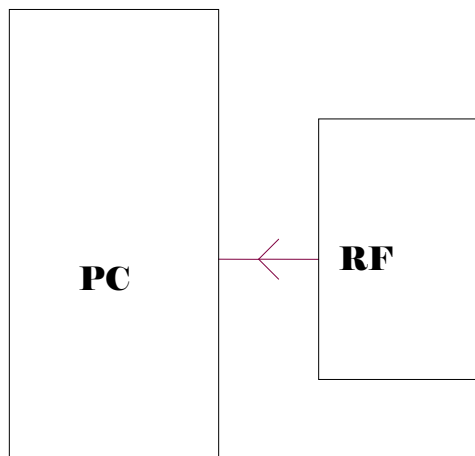
The above module is arranged at each classroom to accomplish the coveted purpose. The system goes for the vitality sparing of classroom amid day time by not squandering the power and after

school scatters via naturally killing of the light and fan. This module has an ARM7 microcontroller, RFID peruser, control supply, light sensor, temperature sensor,



**Fig7: Implementation of classroom module**

Another module is situated at base station. Its square outline is as per the following



**Fig8: Base station block diagram**

The above module is available at the base station (office). It has PC with terminal application which screens the data of the understudies and light, enthusiast of the classroom, zigbee with the end goal of remote communication.

**FUNCTIONING OF THE SYSTEM**

For the working of this proposed system each classroom in the school ought to be set with this module. Card data in the data focus is kept up by the first card system. This system are in the Visual Studio environment and builds up a foundation running application, when the card

data upgrades, (for example, first year recruits enrollment, senior understudies leaving school and so on.), it peruses the redesigned data. Furthermore, the data will be upgraded to the sub base stations of showing building through the Internet, sub base stations then travel data by RF correspondence mode and redesign to every classroom control hubs. Programming of data focus essentially identified with database getting to and winsoket programming systems.

Control hubs are introduced in every classroom, and choose the opening or shutting of the ace

classroom lighting power switch by identifying whether there is a viable card inclusion joining control default plot.

At the point when the card holders enter into the classroom amid the permitted era, his card ought to be embedded into the card peruser. Control hubs will read the card data, to figure out if it is compelling in the event that it is viable, classroom control switch will be open, and generally the power switch won't dispose. At the point when the card is expelled the voice provoke will be created, reminding other proceeding with card operation. On the off chance that there is no card recharging, classroom power will naturally close down following a couple of minutes. In the interim, the control hubs can decide the era of the lighting and lighting conditions as per the settings of principle control focus. For instance, amidst the night and some exceptional time, the lighting is not permit, and in the daytime when the day lighting is great, the lighting power kills naturally.

## EXPERIMENTAL RESULTS



Fig26: At the classroom

The equipment required for the system is actualized and tried. Testing is exceptionally significant to approve the usefulness of the proposed system. The units were actualized separately at first and they were tried to check in the event that they were working legitimately. At that point, they were incorporated and arranged as required for the system.

The outcomes are confirmed in two modes. They are in mode and the out mode. In the IN mode, the microcontroller comprehends that the youngster is going into the class and gathers the data about the position of light and fan, henceforth gives the data to office. In the OUT mode, the microcontroller comprehends that the tyke is leaving the class and gathers the data about position of light and fan, consequently gives the data to office. The test results are as demonstrated as follows.

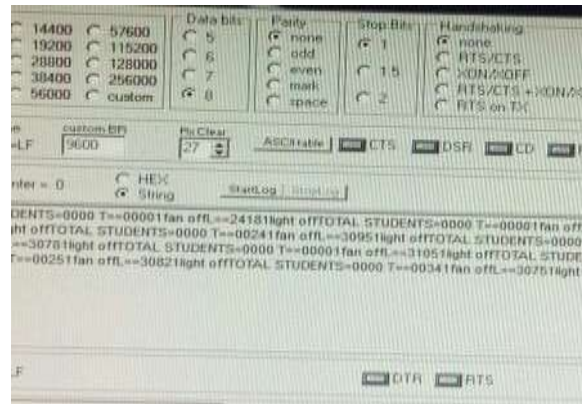


Fig27: At the base station desktop

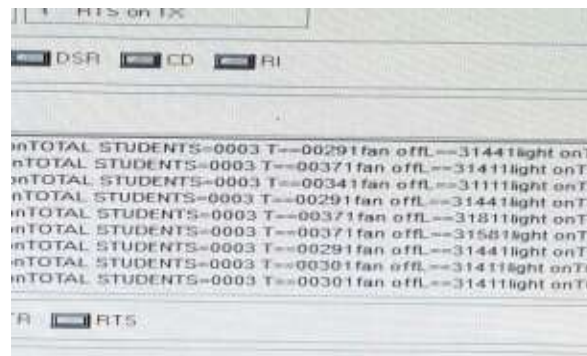


Fig28: monitoring information of class at base station

In the wake of perusing the card the information spared in the card that is nearness of one understudy is transmitted to the base station. This is



Fig30: if intensity low lights on automatically

### FUTURE ENHANCEMENT

The present system can be upgraded assist by utilizing some other new advancement

done through remote correspondence (zigbee). Zigbee module is available at both the sides for correspondence.

- By adding GSM innovation to this system we can give data of lights, fans, number of understudies present in the classroom straightforwardly to the primary power of the school through his or her portable
- Through this module we can check the vitality data anyplace as we are utilizing versatile.
- We can get the entire points of interest of understudies, for example, understudy name, move number by putting away every one of the subtle elements of understudies in their individual cards by doing this we can get data of understudies when they swipe the cards, knows the participation of understudies.

- For more vitality sparing we can introduce sun powered lights, fans to utilize the vitality in day times.

## CONCLUSION

The system does not utilize the plan specified in many references that essentially depends on the human body discovery, and the brilliance recognition, however simply see them as an assistant technique, explaining the off base recognizable proof, control the glitter and different circumstances. In the mean time, basing on RFID innovation and remote correspondence innovation, it can to the most extreme degree lessen the cost of system establishment and support. The system has been in a few lab trials, its impact is really great It cannot just be connected to the assortment of schools, additionally can be connected to a wide range of undertakings and foundations and the processing plants. It has high promotion esteem in vitality preservation and emanation lessening. The system is easy to use and can be conveyed with a sensible cost restrict. The system additionally includes no much intricacy like whatever other existing systems. RFID, remote advances with its favorable circumstances are discovering space in different applications

## REFERENCES

- [1]Huang jie. Lighting control system of STC12C4052AD single chip design based on [J]. And electronic technology, 2010 (7):37-38.
- [2] (2) Qin Haiyi. [J]. automatic control system for classroom lighting electronic technology, 2011, 24 (of Heilongjiang University, [J]. classroom lighting system 2006, 23 (3):314-316.
- [3] Chen Jiujiang, Wu Tong, Wang, Sun said. Intelligent control of Journal of natural science of Heilongjiang University, [J]. Classroom lighting system 2006, 23 (3):314-316.
- [4] Zhou Yao. University classroom lighting energy saving control system design of [D]. master's degree paper of Zhengzhou University, 2010
- [5] The Nie Xiong, Huang Binqun, Chen Hua. A classroom energy saving lighting system personnel identification algorithm for [J]. Video applications and engineering, 2011, 35 (15):15-45.
- [6] Feng Lingjie, Liu Yingbo, Jiang Daiping. Sunplus singlechip Multifunctional Classroom Lighting Control System Based on [J]. Software design and development, 2009, 5 (25):7142-7143.
- [7] Chen Jing. Automatic classroom lighting controller MCU study based on [M]. master's degree paper of Fujian Agriculture And Forestry University, 2010
- [8] Chen Suisheng, Lu Jiangang, Guo Xiaohua. Technology and application of [J]. Design automation, intelligent public indoor lighting system, 2008, 27 (4):118-120.
- [9] Zheng Guoheng, Zhou Yao, Zhang Ke. The design of [J]. Lighting Engineering Journal of university classroom lighting energy saving control system, 2010, 21 (2):32-37.