

# Performance Analysis of a novel PAPR reduction technique in OFDM with Peak Cancellation

M.Sunandini & B.Siva Reddy

<sup>1</sup> (PG scholar) G.Pulla Reddy Engineering College (Autonomous), Kurnool, Andhra Pradesh, India

<sup>2</sup>(Assistant Prof. (Ph.D)) G.Pulla Reddy Engineering College (Autonomous), Kurnool, Andhra Pradesh, India

[sunandinireddy.94@gmail.com](mailto:sunandinireddy.94@gmail.com)<sup>1</sup> [bsivareddy123@gmail.com](mailto:bsivareddy123@gmail.com)<sup>2</sup>

## Abstract

*PAPR is the major drawback of OFDM technique which is under consideration of LTE development. There are different techniques which are developed to reduce the PAPR in OFDM system. The different techniques include signal distortion techniques, signal scrambling techniques and signal coding techniques. This proposed work is under consideration of signal distortion technique. This proposed work is having hardware implementation very less but it produces in-band and out-of band distortions. To overcome this drawback of in-band and out-of-band distortions we developed this work which is used to get cancelling pulses as well as to get the envelope threshold with peak cancellation is applied. To get its validity and limitations we applied peak cancellation to band limited OFDM signal. We developed level crossing rate to get achievable SDR (signal to distortion ratio). Again to check performance we applied different parameters such as ACLR (adjacent channel leakage ratio), EVM (error vector magnitude) and SER (symbol error rate) which are applied to additive white Gaussian noise channel (AWGN). Proposed work is compared with state of art existing techniques to get the performance study of proposed work. Finally, with the help of simulation results in MATLAB we can prove that proposed work outperforms compared to existing techniques.*

**Index Terms**—error vector magnitude (EVM), Adjacent channel leakage ratio (ACLR), peak-to-average power ratio (PAPR), orthogonal frequency division multiplexing (OFDM), signal-to-distortion power ratio (SDR), symbol error rate (SER).

## I. INTRODUCTION

Orthogonal Frequency Division Multiplexing (OFDM) is considered under development of LTE (long term evolution) which is commonly used

in wireless communication systems due to its key advantages such as its too flexibility as well as bandwidth efficiency. As OFDM signal is divided in frequency domain into number of small chunks, its probability density function (pdf) in time domain gives us Gaussian distribution function. These are strict demands on the dynamic range of data converters and high data rate.

As there is the nonlinear nature of the OFDM signals, the actual analog front-end that should used with large linear range converters having significant cost and power loss. Therefore, more and more research is continued on achieving low PAPR in the digital front-end to increase the efficiency. The digital data is resides in the physical layer and analog devices, and it primarily serves for frequency shifting, resampling, filtering, and impairment compensation, etc. The PAPR reduction carried out in digital way so that it gives no change to the physical as well as this is commonly applied in practice. Provided that the resulting cost function error vector magnitude is considerable, PAPR can be reduced to a certain level by introducing some degree of nonlinear distortion present in OFDM signal.

Meanwhile, the signal after PAPR reduction should be used for the spectral mask. More specifically, the cost function adjacent channel leakage ratio (ACLR) should meet the system requirement for better performance [4]. There are different PAPR reduction techniques, most of the so called distortion-less approaches because they distort the original signal (such as selective mapping [5]) are not applicable to the standardized OFDM systems as they directly affect the physical layer. In this proposed work we studied the efficient techniques for PAPR reduction such approaches include clipping and filtering (CAF) [6], [7] and peak cancellation (PC) [8]. In principle, Clipping and filtering induces peak regrowth as there is post-clipping filter is applied to meet the spectral

constraint, resulting in intractable PAPR regrowth. Also, PC (peak cancellation) does not cause any PAPR regrowth but it may cause out-of-band radiation due to the cancelling pulses. By the particular algorithm for cancelling pulses the PAPR can be reduced while the out-of-band radiation is kept negligible. Moreover, there is no need to use an additional filter (which contains a number of multipliers) for the special work out-of-band suppression, Peak cancellation is having lower complexity than CAF (clipping and filtering) when it is implemented by hardware [8], [9]. Our related paper [10] demonstrates a low-complexity real time development of PC techniques using FPGA kit. Applications of the PC concept may be further used for development of other PAPR reduction techniques which include active constellation extension and tone reservation, etc.

In the proposed work, we theoretically studied the performance of an OFDM system with PC by using different mathematical modules to overcome the limitations. The baseband OFDM signal which is considered as input for transmission is characterized as a band-limited complex Gaussian process, a derivation of signal to-distortion power ratio (SDR) is firstly derived based on the level-crossing rate approximation of the peak distribution in OFDM system. After that by analyzing a cancelling pulse function, we used ACLR and EVM of the OFDM signal after PC are calculated to get the better performance.

These results obtained are easily given to the threshold level that can meet the distortion requirement (in terms of SDR, EVM, and ACLR). The output of these are then used for deriving the symbol error ratio (SER) for OFDM system with M-ary quadrature amplitude modulation (M-QAM), transmitted through the given channel additive white Gaussian noise (AWGN) channel in the presence of PC. The performance of all the theoretical and execution results developed here are confirmed by the corresponding method outperform for PAPR reduction.

## I. PROPOSED WORK

### A. OFDM Signal Formulation

Let  $A = \{A_0, A_1, \dots, A_{N-1}\}$  denote the data sequence with huge data to be transmitted by one OFDM symbol with total  $N$  subcarriers, where  $A_k$  represents the complex data of the  $k$ th subcarrier for transmission. The complex baseband OFDM symbol can be expressed as,

$$S(t) = e^{j\theta_t} \frac{1}{\sqrt{N}} \sum_{k=0}^{N-1} A_k e^{j2\pi kt / T_s}, 0 \leq t \leq T_s \quad (1)$$

Here,  $T_s$  is nothing but one symbol period without use of guard interval.

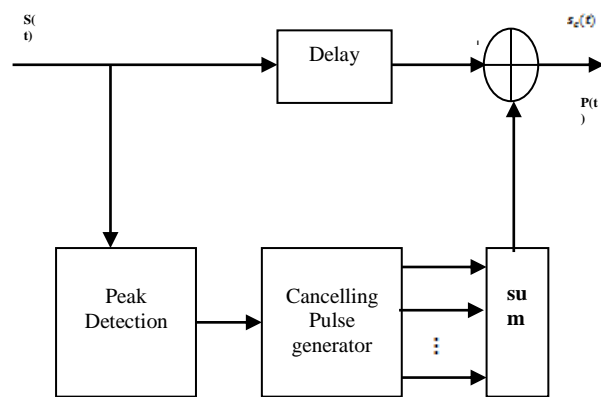


Fig.1. A Block Diagram Of PC Implementation Using Hardware

### B. Peak Cancellation Model

The principle considerations for development of PC are to generate cancelling pulses at the time instances where the peaks are occurring higher than the predetermined threshold  $\gamma$  calculated and to subtract them from the original signal to get final only peaks which we have to eliminate. An example block diagram suitable for practical implementation is given in [10] which are depicted in given figure. Finally, we denote the polar expression of the OFDM signal by  $s(t) = r(t)e^{j\theta(t)}$ , where,  $r(t)$  and  $\theta(t)$  are respectively represent the envelope and phase of the original signal  $s(t)$ . Suppose that there are in all  $N_p(\gamma)$  peaks that are higher than the give threshold  $\gamma$  in the envelope process  $r(t)$  during the transmission of one OFDM symbol interval, and let  $t_i$  denote the time instant for observing  $i$ th peak, where  $i \in \{1, 2, \dots, N_p(\gamma)\}$ . The signal after application of peak cancellation can be given as below,

$$s_c(t) = s(t) - \sum_{i=1}^{N(\gamma)} P_i(t - t_i) \quad (5)$$

Where,  $p_i(t)$  is nothing but the cancelling pulse corresponding to the  $i$ th peak for a given appropriate time shift such that  $p_i(t)$  has a peak at  $t = 0$ , and  $p(t)$  is the sum of all the cancelling pulses for a given OFDM symbol. In this proposed work, we can express the  $i$ th cancelling pulse as given below,

$$P_i(t) = (\rho_i - \gamma) e^{j\phi_i} g(t) \quad (6)$$

Where,  $\rho_i = r(t_i)$ ,  $\phi_i = \theta(t_i)$ , and  $g(t)$  is known as impulse response function, which is nothing but cancelling pulse kernel. Therefore, we alternatively refer to  $\gamma$  as the target PAPR in what follows. By observing the results obtained one can find that the distortion caused by PC depends on  $g(t)$  as well as the target PAPR  $\gamma$ .

### C. Signal-To-Distortion Power Ratio Analysis Of Peak Cancellation For OFDM Signals

Assuming that the OFDM signal used for transmission is approximated by a complex Gaussian random process, the standard approach for statistical characterization of the signal after nonlinear processing is the use of Bussgang's theorem. We model the OFDM signal after PC as a linear transform of the input signal and additive distortion.

$$S_c(t) = \alpha_\gamma s(t) + d(t) \quad (7)$$

Where,  $d(t)$  is distortion term and  $\alpha_\gamma$  is attenuation factor which is depend upon threshold  $\gamma$ . SDR is derived I some references as,

$$SDR = \frac{E\{[\alpha_\gamma s(t)]^2\}}{E\{[d(t)]^2\}} = \frac{|\alpha_\gamma|^2}{P_{av,d}} \quad (8)$$

#### c.1 Level-Crossing Rate Approximation of Peak Distribution

The generation of cancelling pulses is the phenomenon which depends on the event that the peaks beyond a given threshold happen. Therefore, the knowledge of the height distribution of OFDM signals is critical for calculations. However, as mentioned in [2], although we tend to assume the baseband OFDM signal as a band-limited for the proposed work and is complicated Gaussian process, the precise variety of peak distribution is difficult

and may not be expressed in an exceedingly closed kind of expressions. Notwithstanding, the level crossing rate of a Gaussian method will be delineate in an exceedingly closed kind following the work of the give work [25]. For a strictly band limited OFDM signal, the typical variety of positive crossings of a given level  $r$  per OFDM symbols is given as below,

$$V_c^+(r) = \sqrt{\frac{\pi}{3}} \frac{N}{T_s} r. e^{-r^2} \quad (9)$$

#### C.2 Attenuation Factor Expression Based on Peak Shape Approximation

Recall that for a given threshold  $\gamma$ ,  $N_p(\gamma)$  denotes the total number of the peaks above  $\gamma$  threshold during one OFDM symbol period. Conditioned that we observe  $N_p(\gamma)$  peaks and by referring to (5), the cross-correlation term  $\alpha_\gamma$  in (9) can be given as below,

$$\begin{aligned} \alpha_\gamma &= E\{S^*(t) S_c(t) \mid N_p(\gamma)\} = E\{S^*(t) (S(t) - p(t) \mid N_p(\gamma))\} \\ &= 1 - \sum_{i=1}^{N_p(\gamma)} E\{S^*(t) P(t-t_i) \mid \rho_i > \gamma\} \quad (10) \end{aligned}$$

#### c.3 Closed-Form Expression of Attenuation Factor

Considering the given asymptote of  $N \rightarrow \infty$  and taking the time average, together with resorting to the strong law of large numbers which is simply given I some references as below,

$$\alpha_\gamma \approx 1 - E\{N_p(\gamma)\} C(\gamma) \beta \quad (11)$$

In this proposed work, we consider a band-limited OFDM signal which is having rectangular-like spectrum. Therefore, a sinc function with the same bandwidth can be used to approximate the cancelling pulse kernel, as shown below,

$$g(t) = w(t) \text{sinc}\left(\frac{t}{T}\right), \quad -\infty < t < \infty \quad (12)$$

Where, the  $w(t)$  is a window function and sinc function is given.

#### c.4 Distortion Power Analysis based on Level-Crossing Rate Approximation

Collecting the detailed information about the results and noticing that  $\alpha_\gamma$  has a real value, we obtain below,

$$P_{av,d} = \left(2\alpha_\gamma - 1 - |\alpha_\gamma|^2\right) + E\{N_p(\gamma)\} B(\gamma) \eta \quad (13)$$

This indicates that the proposed work having distortion term is dependent on the length of the window function  $n$ .

Finally, we get the closed-form expression of SDR which can be obtained as a function of  $n$  and  $\gamma$ , i.e.,

$$SDR(n,\gamma) = \frac{(\sqrt{3\pi} - \text{si}(2\pi) \{ \gamma e^{-\gamma^2} + \sqrt{\pi} \text{erfc}(\gamma) \})^2}{\sqrt{3\pi} \text{erfc}(\gamma) \text{si}(2\pi) - e^{-2\gamma^2} (\gamma + e^{\gamma^2} \sqrt{\pi} \text{erfc}(\gamma))^2 \text{si}(2\pi)^2} \quad (14)$$

For  $n=1,2,3,\dots$

### D. In-Band And Out-Of-Band Distortion Analysis

A finite-length property of a cancelling pulse kernel generated by the application of PC causes spurious in the signal power spectrum after PC. Since the adjacent power present in symbol is generally subject to a regulatory constraint, an analysis of the out-of-band performance due to the use of PC plays an important role for the reduction of distortions present in system. In this section, we observed that the effect of the cancelling pulse on the ACLR. We can derive an EVM expression that takes into account only the in-band distortion for OFDM system.

#### D1.Length of Cancelling Pulse Kernel

Finally, a longer cancelling pulse kernel can be used to achieve lower out-of-band level which is derived by mathematical module, but this increases implementation cost as well as degrades the EVM performance. Therefore, overall analysis of out-of-band distortion associated with the candidate cancelling pulse kernel is important for further detailed analysis.

For the cancelling pulse kernel represented by  $g(t)$  defined, its power spectrum density (PSD)  $S_g(f)$  can be calculated as give below,

#### D2. ACLR Analysis

The previous description about the ACLR has shown that larger  $n$  generally leads to lower out-of-band emission, but it also results in several in-band distortions with higher hardware complications. If there occur a peak higher than the threshold becomes a rare event, the out-of-band power added to the original signal should be very less in comparison. Consequently, the integer  $n$  need not be necessarily very large to meet the spectral requirement. If we assume that the original signal has sufficiently low out-of- band level, the ACLR of the PC output signal

is given by the cancelling pulses that are added to the input signal. As discussed previously we have to adjust the each cancelling pulse kernel to the observed peak level, the out-of-band power caused by the cancelling pulses is related to the statistical distribution of the peaks.

In this proposed work, the average value of PSD of the peak cancelling signal is considered for the calculation of ACLR. Observing that 1) each cancelling pulse present I the data given by  $p_i(t)$  becomes zero or has negligibly small value as  $|t|$  increases and 2) the two distinct cancelling pulses  $p_i(t - t_i)$  and  $p_j(t - t_j)$  are having temporal separation as the threshold  $\gamma$  increases, it may be important to assume that the cross correlation among the peak cancelling pulses are negligible. Therefore, the autocorrelation function of  $p(t)$  can be derived as shown below,

$$R_p(\tau) = \sum_{i=1}^{N_p(\gamma)} R_{p_i}(\tau) \quad (15)$$

#### D3. EVM Analysis

In wireless communication, EVM is a commonly adopted measure of the in-band distortion. Also it can be approximated by the effective SDR as shown below,

$$EVM = \sqrt{\frac{1}{SDR_{eff}}} * 100\% \quad (16)$$

#### D4. SER over an AWGN Channel

SNR is given by the following equation,

$$SNR = \frac{E\{|s(t)|^2\}}{P_{av,n}} \quad (17)$$

We can prove that the equivalent average in-band signal power to be transmitted is denoted by  $(1-C(\gamma)) + C(\gamma) \alpha 2 \gamma$ . Considering these all assumptions, for an ideal receiver with perfect synchronization, the SER is calculated by general function of modulation order  $M$  and SNR as shown below,

$$P_e(SNR) = f(M, SNR) \quad (18)$$

## III.Results of Performance Analysis

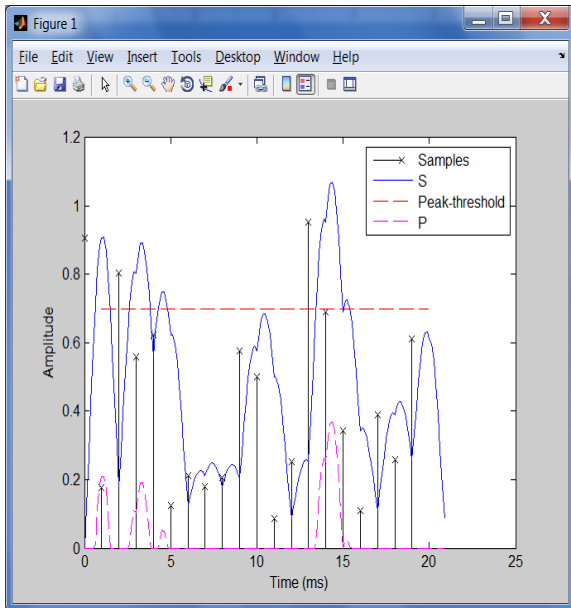


Fig. 2. Example waveforms associated with PC where  $\rho_i$  denotes the envelope level of the  $i$ th peak. The above figure gives us the performance waveforms of different signals with respect to time in ms. Black line 'samples', signal 's', peak threshold, peak 'p'.

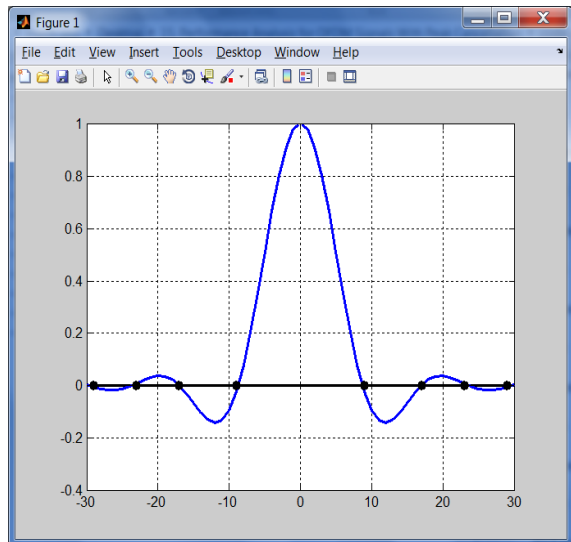


Fig. 3. A cancelling pulse kernel considered for the proposed work is generated for the given oversampling rate  $J = 4$ . The black dots show that the special cases of the  $n$  having integer values. This graph will shows us the cancelling pulse kernel is generated with time/frequency axis. The dots cutting at the horizontal line shows us that those are having integer values.

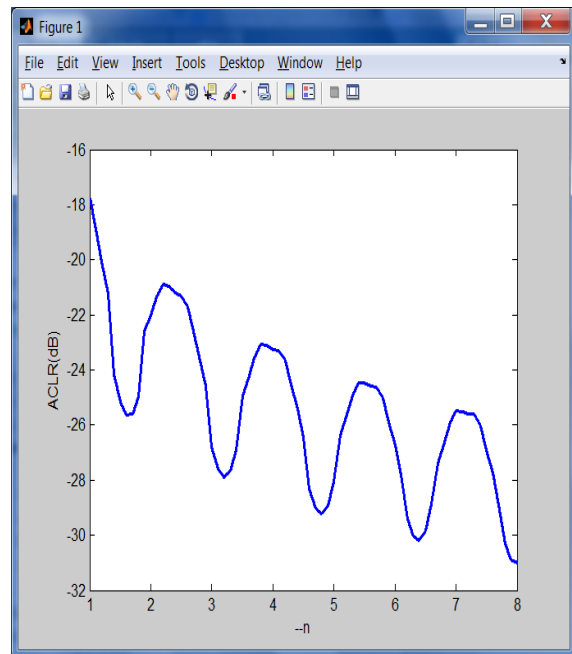


Fig. 4. Relationship between the ACLR and the length  $n$  of a cancelling pulse kernel  $g(t)$ ; a sinc function is used as the cancelling pulse kernel. The above graph will show us the performance of the ACLR (in dB) with different length ( $n$ ) of the cancelling pulses. As there is increase in value of length of cancelling pulse there is decreasing in the ACLR value.

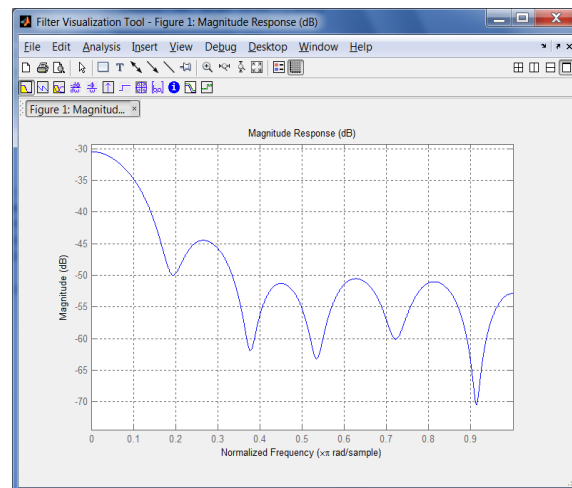


Fig. 5. Averaged PSD (Power Spectral Density) of the cancelling pulses for given values of  $n = 5$ ,  $\gamma = 4$ dB, and  $J = 8$ , where  $D_{in}$  and  $D_{out}$  are main regions of occupied and adjacent channels shown in figure and  $BSP$  denotes the channel spacing between them. There is bandwidth is bandwidth normalization by the inverse of the Nyquist interval, i.e.,  $1/T$ , which is similar as the bandwidth of the in-band OFDM signal as shown above.

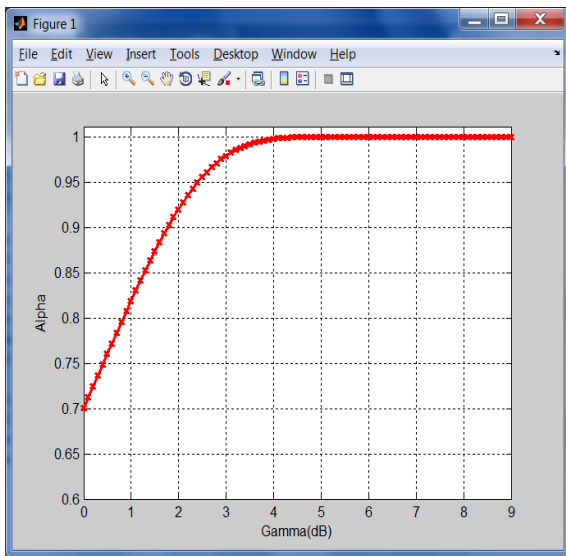


Fig. 6. Performance of attenuation factor  $\alpha$  with respect to different target PAPR  $\gamma$ . This figure will give us that how that attenuation factor alpha behaves with the change in gamma.

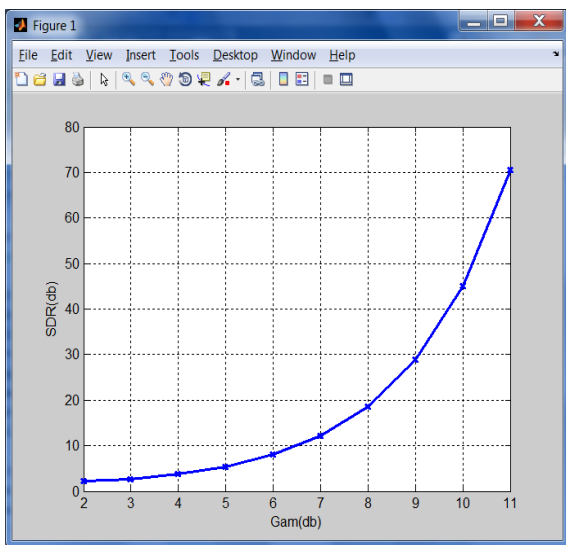


Fig. 7. SDRs with respect to different target PAPR  $\gamma$ . SDR (Signal to Distortion) performance is checked here. As we can see in graph there is exponential changes in increment of SDR with increase in Gamma value.

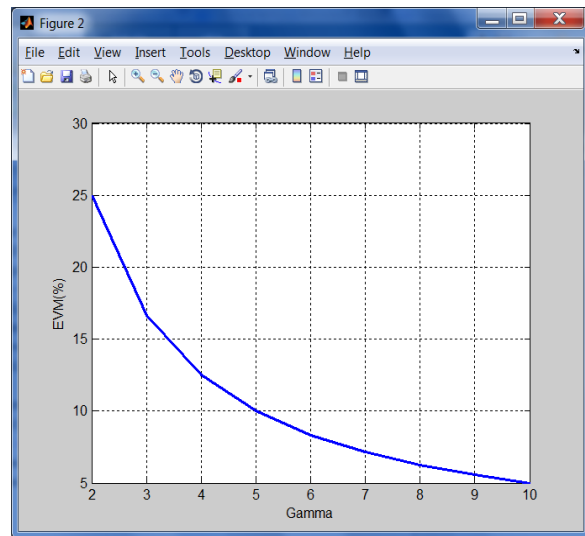


Fig. 8. Simulated and theoretical EVM with respect to different target PAPR  $\gamma$ . Above figure shows that the performance of the EVM (Error Vector Magnitude) with respect to different gamma values. This graph can show that the EVM is decreasing with respect to gamma value.

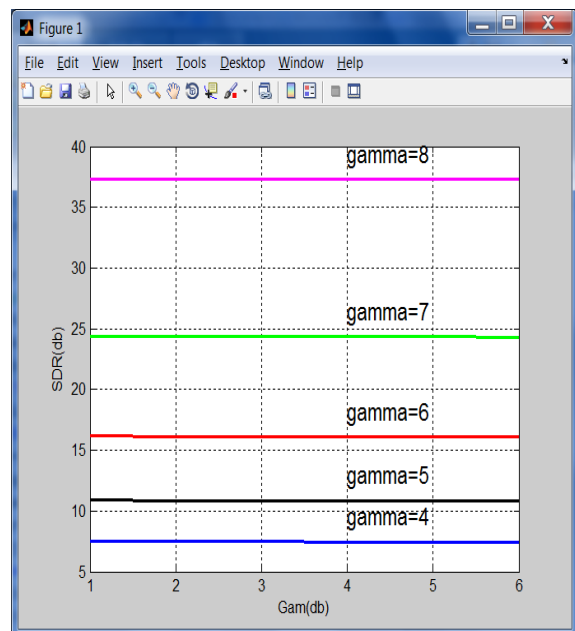


Fig. 9. SDR with respect to the length of cancelling pulse  $n$  under different target PAPR  $\gamma$ . As shown in above figure, the performance of the SDR (in dB) is checked with different values of gamma (dB). SDR is checked for different target PAPR at gamma.

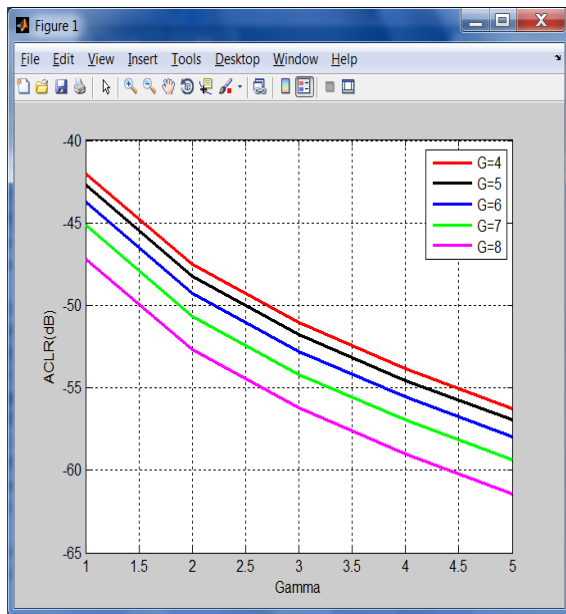


Fig. 10. ACLRs with respect to different pulse length  $n$  under different target PAPR  $\gamma$   
Here in this figure there is performance of ACLR (dB) with different gamma thresholding values is compared. As we observed in above figure ACLR is decreasing with increment of gamma value.

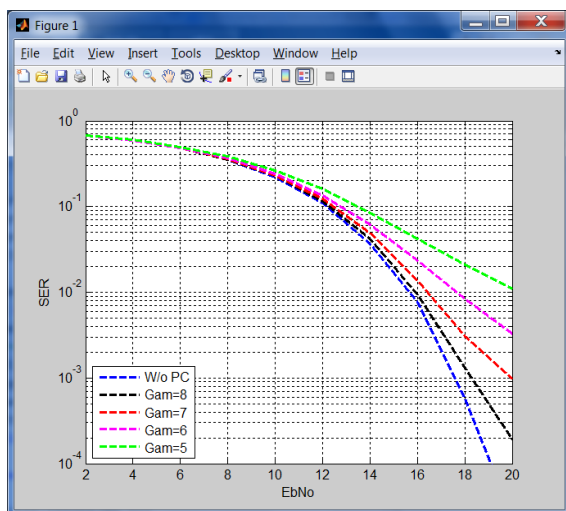


Fig. 11. SER over an AWGN channel with respect to different target PAPR  $\gamma$  of 16-QAM OFDM signals in the presence of PC.  
In the above figure we plotted the graph of SNR vs. SER (symbol error rate). We used here in proposed work AWGN channel. This proposed work of peak cancellation with different thresholding value gamma is compared with existing technique without peak cancellation.

#### IV. EXTENSION RESULTS (SUI CHANNEL)

SUI channel modeling is nothing but it is used for optimization of transmission results. In modeling of the channel we can use the parameters such as antenna diversity, antenna correlation, antenna gain, etc. SUI modeling having in all six modeling conditions but in this work we proposed SUI-3 channel modeling.

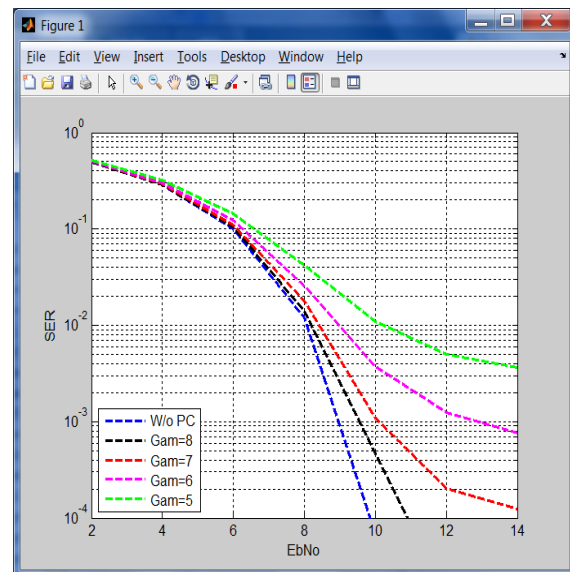


Fig. 12. SNR vs. SER for the extension (SUI channel model).

In this figure we compared proposed work with different gamma values and without using Peak Cancellation. Here, we can observe that extension work using SUI channel will provide optimized results and it outperforms compared to state of art existing techniques.

#### V. Conclusion

In this paper we successfully studied the performance of Peak cancellation for OFDM of both in-band and out-of-band distortions. We first derived the closed form equation for the SDR caused because of peak cancellation. After that we analyzed the performance of PC in terms of EVM and ACLR in frequency domain. In addition to it we analyzed the SER performance due to peak cancellation for additive white Gaussian noise channel. The effective analysis of the proposed work is analyzed in this paper. In this paper we analyzed the limitations as well as effectiveness of the system developed for PAPR reduction. With the help of simulation results we proved the performance of the proposed work is better.

## REFERENCES

- [1] R. van Nee and R. Prasad, OFDM for Wireless Multimedia Communications. Norwood, MA, USA: Artech House, 2000.
- [2] H. Ochiai and H. Imai, "On the distribution of the peak-to-average power ratio in OFDM signals," IEEE Trans. Commun., vol. 49, no. 2, pp. 282– 289, Feb. 2001.
- [3] T. Hentschel, M. Henker, and G. Fettweis, "The digital front-end of software radio terminals," IEEE Pers. Commun., vol. 6, no. 4, pp. 40–46, Aug. 1999.
- [4] ETSI 3rd Generation Partnership Project (3GPP), "User equipment (UE) radio transmission and reception," The European Telecommunications Standards Inst., Sophia-Antipolis, France, TS 136.101, Jun. 2011.
- [5] R. Bauml, R. F. H. Fischer, and J. Huber, "Reducing the peak-to-average power ratio of multicarrier modulation by selected mapping," Electron. Lett., vol. 32, no. 22, pp. 2056–2057, Oct. 1996.
- [6] H. Ochiai and H. Imai, "Performance analysis of deliberately clipped OFDM signals," IEEE Trans. Commun., vol. 50, no. 1, pp. 89–101, Jan. 2002.
- [7] X. Li and L. J. Cimini, "Effects of clipping and filtering on the performance of OFDM," in Proc. IEEE Veh. Technol. Conf. (VTC'97), May 1997, vol. 3, pp. 1634–1638.
- [8] T. May and H. Rohling, "Reducing the peak-to-average power ratio in OFDM radio transmission systems," in Proc. IEEE Veh. Technol. Conf. (VTC'98), May 1998, vol. 3, pp. 2474–2478.
- [9] J. Song and H. Ochiai, "FPGA implementation of peak cancellation for PAPR reduction of OFDM signals," in Proc. IEEE Int. Conf. Commun. Syst. (ICCS'14), pp. 414–418, Nov. 2014.
- [10] J. Song and H. Ochiai, "A low-complexity peak cancellation scheme and its FPGA implementation for peak-to-average power ratio reduction," EURASIP J. Wireless Commun. Netw., vol. 2015, pp. 1–14, Mar. 2015.
- [11] H. B. Jeon, J. S. No, and D. J. Shin, "A new PAPR reduction scheme using efficient peak cancellation for OFDM systems," IEEE Trans. Broadcast., vol. 58, no. 4, pp. 619–628, Dec. 2012.
- [12] L. Wang and C. Tellambura, "Analysis of clipping noise and Tone- Reservation algorithms for peak reduction in OFDM systems," IEEE Trans. Veh. Technol., vol. 57, no. 3, pp. 1675–1694, May 2008.