

E-Monitor of ECG using Webserver

V.Karthik Kumar & Marapaka Nagarani

Asst. Professor, Dept. of ECE, Balaji Institute of Technology and Science, Warangal, India

M.Tech Student, Balaji Institute of Technology and Science, Warangal, India

Abstract: *Advances in information and communication technology have led to the emergence of Internet of Things (IoT). In the modern health care environment, the usage of IoT technologies brings convenience of physicians and patients, since they are applied to various medical areas (such as real-time monitoring, patient information management, and healthcare management). The Body Sensor Network (BSN) technology is one of the core technologies of IoT developments in healthcare system, where a patient can be monitored using a collection of tiny-powered and lightweight wireless sensor nodes. However, the development of this new technology in healthcare applications without considering security makes patient vulnerable. In this paper, at first, we highlight the major security requirements in BSN-based healthcare system. Subsequently, we proposed a secure IoT-based healthcare system using BSN, called BSN-care, which can efficiently accomplish those requirements.*

Key words: IOT, Body sensor networks, heart rate sensor,

1. INTRODUCTION

Embedded system is a process of integrating the hardware with system specific software for the purpose of particular application which can be used in real time applications. Embedded applications can reduce the cost, increases the life cycle of the application. In this system microprocessors can able to work with different types of inputs depends on the application. These microprocessors, working on basic assembly languages or high level languages that are supported by the processor like c, are the heart of the appliances.

India has a vast health care system, but the quality of service at hospitals will be different between rural and urban areas as well as between public and private health care system

is different due to very less in number of doctors. Despite this, In future India became as a popular destination for treatment for various diseases across the world because of low cost and high quality of its private hospitals. As the technology increases we are finding solution for the problems that we are having in medical health care system.

A recent report indicates that about 90% of the aged people want to live independently. However, the persons whose age crossed 60 are suffers from at least one chronic disease due to this many aged people to have difficulty in taking care of themselves. This will be taken as a social challenge by various organizations as they are willing to work for these people. With the change in technology many tools were developed in the field of Medical society. Most powerful communication system Internet of things had a made revolution in providing the information across the globe. It can able to interface the electronic devices with the internet so IOT extends its service through internet and makes it more pervasive.

Using IOT we can able to connect devices and interact with sensor such as heart beat sensor, Temperature sensor. Because of this reason IOT was used in health care system. In our project we use IOT and different wearable sensors which can able to get the information from our human organs and body and the processor used will calculate the information. We will be using sensors in health monitoring system, which will make the monitoring system more powerful anywhere, any time. With this improves the age of people which improves the quality of life.

For the health care system we are using low power consumption and light weight based wireless sensors. These sensors were be used to monitor the human body functions such as heart beat and environment parameters like

temperature. The collected information from wireless sensors will be sensitive which will be used in emergency conditions. Which can also send the information to care taking persons, updates the data using IOT in web server.

Web server information can be monitored by the hospital staff like doctors and can able to precautionary steps at the emergency level.

In this project, we were addressed several security requirements such as usage of wireless sensors in healthcare system, passing the information to web server using IOT. e Monitor of ECG using web server can work efficiently as per the medical standards and requirements. Therefore, the rest of the project document is organized with various chapters. In chapter 3 and 4, we present a list of sensors and processors required to be addressed.

2. Literature Survey

Recently advancement in the wireless sensor network (WSN) and embedded computing technologies were made the monitoring system of ECG using web server feasible. This project provides the continuous monitoring and controlling by converting the parameters of the body sensors using processor into machine specific format to send the information using web server. The main aim of this project is to monitor and control various parameters of patient using webserver. Most of the old age people were died because of few diseases. The main cause of death is cardiovascular, i.e. heart attack. 40% people died because of heart attacks. Many number of people were died in the journey while travelling to hospital. This heart attack will happen because of few reasons we don't have any facility to monitor the heart rate continuously. Currently, ECG monitoring is now a days become very popular to providing the cardiac services and we also need to record the data. They can also detect changes in heart beat and give us a warning in about abnormal changes.

Cardiac patients regular observation will be done using of wireless sensor networks (WSN) will making as per the popular research.

For example, number of wearable systems have been proposed with wireless transmission through Wi-Fi, and local processing by using a controller along with LCD display. This sensor includes accelerometers, temperature sensors are also integrated to the BSN node.

It was predicted that the service and private care wireless mechatronic systems will end up increasingly more ubiquitous at home soon and will also be very helpful in assistive in control the devices automatically.

3. Block Diagram

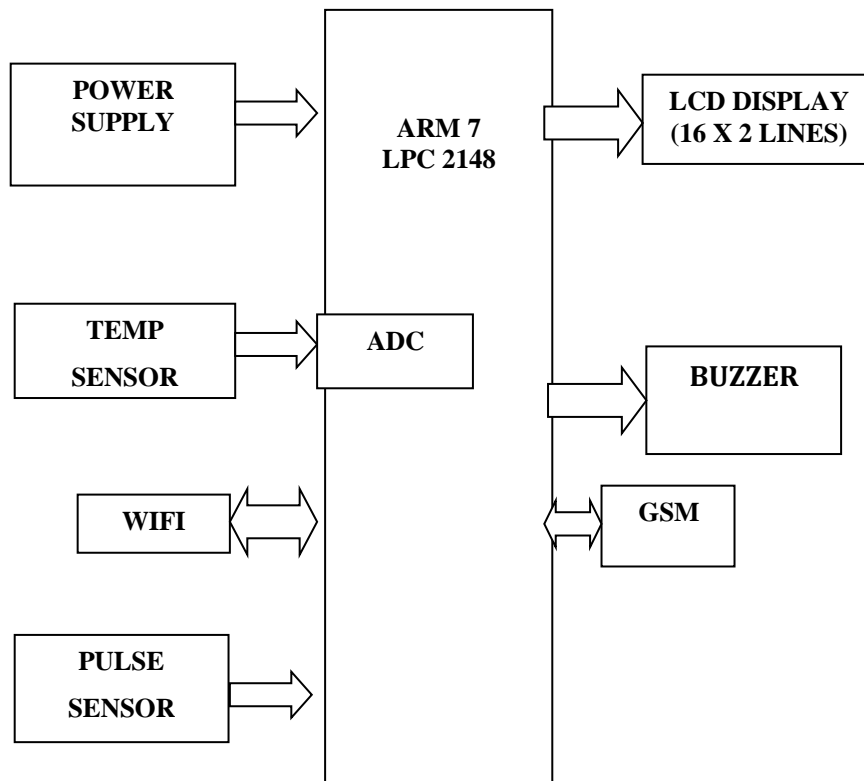


Fig 1. Block diagram

OPERATION

We will consider the primary application of heart beat sensor. Wireless Health Monitoring System for Patients

The main purpose of this automatic health system and e monitoring of ECG using web server is to monitor the body temperature, heart rate and pulse rate of a patient and display the same to the doctor by using web server and also send sms to the care taker of the patient.

In hospitals, staff regularly monitors the data like body temperature and heartbeat rates and the data can be saved for a period of 24 hours and the same can be sent to doctors. This e monitoring of ECG using webserver project includes an LPC2148 microcontroller along with sensors such as heart beat sensor, temperature sensor and communication modules to interact with processor are used. These communication modules such as WIFI Trans receiver, GSM module used to connect to the mobile and

internet using the technology named as IOT and a LCD display used to display the data. The LPC2148 is a family of ARM7 which is used to process the instructions that supports the applications of the project. E monitor of ECG using web server used to monitor the heartbeat, pulse rate, and temperature of patients. Working can be explained based on block diagram which will be having various blocks such as a temperature can be calculates by using LM35 temperature sensor and a heartbeat sensor for monitoring heartbeats of the patients.

In this Project ARM7 is used to communicate the Input and Output devices. LPC2148 processor is used to process the inputs according to the requirements. The resulted values passed to the LCD and also to the webserver using WIFI. If the sensed values were exceeded then information will be sent to Mobile phone using GSM.

OBJECTIVE

The report is organized into seven chapters. The present chapter introduces the

concept of the project work and the research issues. The literature survey of the problem is done and the objective of the project work is formulated. Chapter1 includes Introduction to Embedded Systems, its Classification, common components, design flow Chapter 3 deals arm7 family,arm7tdmi processor core, LPC2148, microcontroller, features of LPC2148microcontroller,LPC2148,microcontroller,Pin diagram, architectural overview, interrupt controller, pin connect block, fast general purpose parallel i/o concept deals are also discussed. And also describes about serial communication, RS 232, MAX 232 standards. Chapter 4 describes about Hardware components used like Power supply unit, Wi-Fi, LCD display,gsm. And also deals Software requirements like, Software designintroduction ORCAD design, KEIL C compiler, flash programmer, hardware, softwareare discussed.Chapter 5 describes about Implementation Phase of the Project, Interfacing Diagrams.Chapter 6 deals with Results of the project and Chapter 7 deals with Conclusions and future scope.

UARTs

The LPC2148 each contains two UARTs. LPC2148 introduce a fractional baud rate for both UARTs and works with a standard baud rate such as 9600, 19200 and up to 115200 by using crystal frequency above 2 MHz LPC2148 has 2 UART blocks which are UART0 and UART1. For UART0 the TxD pin is P0.0 and RxD pin is P0.1 and similarly for UART 1 the TxD pin is P0.8 and RxD pin is P0.9.

Working of a Heartbeat Sensor

The heart beat sensor circuit diagram comprises of LDR and an LED. When finger placed the maximum light passes and spreads, it detected by the detector.

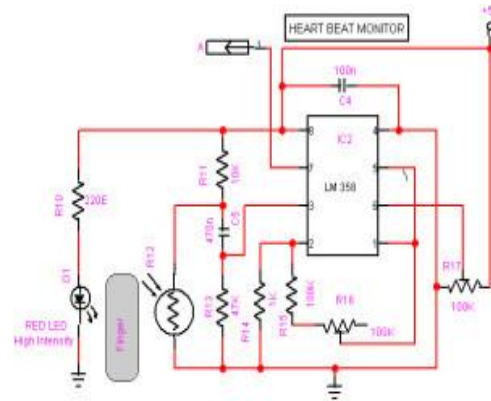


Fig2.Heartbeat Sensor Circuit Diagram

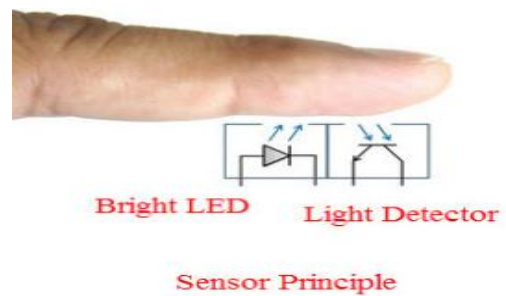


Fig3.Heartbeat Sensor Working

4. HARDWARE IMPLEMENTATION PHASE Schematic diagram:

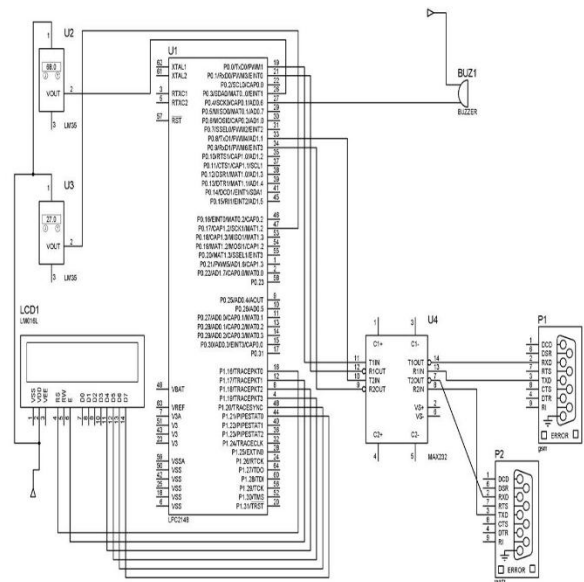


Fig 4.Schematic diagram

Output diagram of the project



Fig.5.Hardware Circuit

IOT links of the designed project

<https://thingspeak.com/channels/274186/charts/1>
<https://thingspeak.com/channels/274186/charts/2>



Fig6.Screenshot of Temperature display in Web

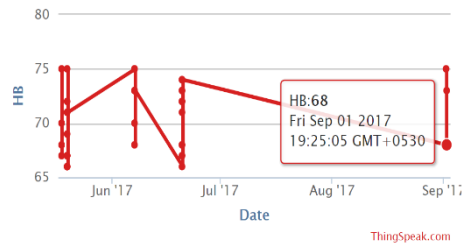


Fig7.Screenshot of heartbeat display in Web

APPLICATIONS

- E monitor of ECG using web server can be used to get the information about patient heartbeat and temperature conditions anywhere from the world.
- This can also send and receive the information using GSM network.
- By implementing the project we can able to increase the life time of patient's or old age people.
- We can alert the care taker automatically by using this project

CONCLUSION & FUTURE SCOPE

In this project, at first we have described the security and the privacy issues in healthcare applications using body sensor network (BSN). Subsequently, we found that security. As we are facing a lot problems in security issues we had designed in that aspect only. Finally, we proposed ae monitor of ECG using webserver can follow various security requirements and connected to different sensors that can gather information and provide the output.

A secure IoT based healthcare system using BSN will also be implementing now for only single patient. The proposed system can be implementable for multi patients. It is also very much useful to preserve the data in both online as well as offline.

REFERENCES

[1] ARM system developers guide by Andrew N Loss
[2] World Population Ageing 2013, United Nations, New York, NY, USA, 2013, pp. 8–10.
[3] R. Weinstein, "RFID: A technical overview and its application to the enterprise," IT Prof., vol. 7, no. 3, pp. 27–33, May/Jun. 2005.



-
- [4] P. Gope and T. Hwang, "Untraceable sensor movement in distributed IoT infrastructure," *IEEE Sensors J.*, vol. 15, no. 9, pp. 5340–5348, Sep. 2015.
- [5] P. Gope and T. Hwang, "A realistic lightweight authentication protocol preserving strong anonymity for securing RFID system," *Comput. Secur.*, vol. 55, pp. 271–280, Nov. 2015.
- [6] P. Kumar and H.-J. Lee, "Security issues in healthcare applications using wireless medical sensor networks: A survey," *Sensors*, vol. 12, no. 1, pp. 55–91, 2012.
- [7] D. Malan, T. Fulford-Jones, M. Welsh, and S. Moulton, "CodeBlue: An ad hoc sensor network infrastructure for emergency medical care," in *Proc. MobiSys Workshop Appl. Mobile Embedded Syst. (WAMES)*, Boston, MA, USA, Jun. 2004, pp. 1–8.
- [8] ESP 8266 data sheet