

Peak Power Control With An Energy Management System

¹Nallachaitanya, ²D.Rama Krishna Reddy, ³Dr.M.Ramesh

1.Pg Scholar, Department of EEE, Vaageswari College of Engineering, karimnagar.

2.Asst. Professor, Department of EEE, Vaageswari College of Engineering, karimnagar

3. Professor&Hod, Department Of EEE, Vaageswari College Of Engineering, Karimnagar

ABSTRACT

This paper portrays the ability of the Boer-based absolutely control contraption (EMS). The battery incorporates the inverter and the inverter source voltage self-mono-segment source (FIS), which might be overseen in light of the fact that the contemporary supply or voltage source depending on the group condition and the individual inclination. ESM ensures that vital hundreds are expedited while the network flops; for this situation, it is controlled as a voltage supply. It additionally accomplishes crest quality control with the guide of giving battery vitality to neighborhood loads while it is controlled by the SS people group if hundreds get huge. Power value investment funds finished through tallness shaving are expected. The EMS highlight is demonstrated by utilizing experimental estimations at the research center form. The control shape and rationale are examined implanted inside the component in component

I INTRODUCTION

Vitality execution is a top notch issue for feasible quality change wears round the part, as duplicated control consumption closes in quickened carbon dioxide emanations and an expanded day and age impact on overall cautioning. Vitality call for has been always expanding universal, to some degree due to the rise of late electrical bundles, which incorporates new administrations, new transport advancements and family home gear, which require increased financing inside the power creation zone.

Besides in novel spans of time circulation group electricityIt can be underneath worry, because of unreasonable vitality call for. Keeping in mind the end goal to meet the unnecessary call for control, various arrangements were progressed for vitality execution. The power control approach may enormously affect control call for, comprehensive of measures to hinder wasteful quality utilization and measures to diminish control utilization on a tremendous or medium scale. [2] Power age from inexhaustible power assets and new quality conveyance models were advanced for compelling force control. Vitality proficiency and sustainable power source are regularly alluded to as twin for manageable change. This paper proposes an electronic quality power administration framework posting (EMS) to pick up tallness vitality control in an unmarried stage power device while guaranteeing relentless administrations to fundamental hundreds at the equivalent time. The pinnacle vitality control is similarly known as the Peak Shave strategy which decreases power costs for clients with contract use time and individuals that compensation the utility rate [1]. The proposed AMES on this paper comprises of batteries as a capacity device to accomplish three premier focuses on: a) make to be had essential load power all the time with or without first system offerings to be had b) lessen tallness vitality utilization to diminish quality cost c) Distributed age (Dg) or where the cost of energy is less expensive.

II. EMS ARCHITECTURE AND FUNCTIONALITY

The proposed AMES shape has a battery bank and 3 legged IGT power unit that might be controlled as a voltage source or present day source in venture with the AC quality supply, battery bust and pre-portrayed client conditions. The Domain Programming Gateway Group (PHPGA) Spartan 6 Development Board is utilized to create the control motion for Egpt and Triacch. Triax is utilized as an exchange to represent the float along with quality among particular gadgets. The main leg of the 3-legged IGT power unit fills in as a greenback and a supporter converter with regards to AC control convey and battery notoriety. There are two circuit voltage criticism used to degree the decoder and decoder and group cutting edge comments used to quantify the AAC and EDK. The ADAC MAC 3008 is utilized to talk between organize comments and the PHPGA board. The 16x2 LED screen is utilized to demonstrate the operation of the framework and the operation time. The console is utilized to give buyer portrayed individual enter to the device. The battery bank of the dollar connector is connected to control the present day float to/from the battery. The battery budgetary establishment incorporates six 12V batteries associated in an arrangement to give an equivalent voltage of 72V. In this gadget the essential burdens are instantly associated with the S flag created from the AM while the non-significant masses are connected to the gadget through the Triac and they might be connected or separated from the machine as indicated by the battery acclaim and predefined purchaser enter. Basic burdens are the hundreds that need to consistently be associated with the device since they might be critical to the mission. In this device I really have utilized dynamic FSB innovation to development gadget effectiveness. The channel for you accumulation is utilized to refine the sine wave reason. The thad got from a chose machine is under 5%. In this paper Ems paper

demonstrated. The EMS device works on four methods of operation: -

- 1) Idle mode
- 2) Eslending mode
- 3) Peak shaving mode
- 4) Shipping mode

A specific machine can be extremely helpful in a lattice connected group where there's a limit at the client's power utilization. This limit might be forced by circuit breakers. The given framework can guarantee ceaseless wearing capacity for a concise timeframe without worrying around the electrical switch by keeping the bleeding edge rating diminish than the edge cost the utilization of a unique load shading set of tenets. This machine can likewise be extremely gainful when a client has an agreement of utilization (TW) with vitality organizations and pays exceptional costs for an uncommon time in later on [8]. As of now EMS deals with the float of vitality among the International Energy Journal at the current and put away power and group quality pipelines to lessen the estimation of energy. This strategy is called top shaving or leveling change in accordance with decrease the charge of power [2] or time-redirection exchanging quality [1]. It furthermore guarantees the consistent ability for imperative load when the standard system supply falls flat. The coincidental islands are hazardous and can reason security issues inside the area of preservation, and thusly one of a kind protective measures for inadvertent islands are gone up against this design.

III. ENERGY MANAGEMENT STRATEGY

Intelligent energy distribution system is very It is essential to choose the execution of the power created by utilizing

EMS dispensed among remarkable burdens to enhance machine general execution. In the event that the vitality produced from the AC organize is adequate then the vitality gave as ordinary on the grounds that the business endeavor network generally the work move happens and will turn into a reflection strategy. The vitality put away inside the battery is for the most part in examination with the predefined esteems and on the off chance that they're low/above predefined esteems then the movement oversee happens to control the cutting edge buoy to/from the battery. A. Battery Scheduling Algorithm The power administration contraption contained inside the paper from 6 eighty four watts incorporates batteries associated with the chain as a capacity gadget. These batteries are sensibly estimated however be harrowed by profound release as it diminishes the ways of life of batteries and subsequently the EMS framework is planned accurately the utilization of fluffy rationale to upgrade battery execution. Perception approach is as characterized underneath. Figure 2 Organic trademark for battery booking 1. Physifiction process: Fusefiction technique completed to the battery booking of a specific framework basically in light of genuine time records or anticipated insights as takes after: Time of day (T), battery condition of charge (Psok), vitality rate (P), stack call for (LED), accessibility of AC supply. The ability of the enter enrollment forward confirmation of its club in respect to the information test of the above capacities to a chose machine. The normal for common time takes continuous and doles out the certificate of club to the capacity of the uncertain set as appeared in Figure 2A above. N remains on the evening time, D remains amidst the day, and Mr. Stands on the morning. The battery notoriety of the charge club trademark resets to 4 esteems as takes after: fl (low), L (low), M (medium), over the top (H) highlight and power charge enrollment as demonstrated in Figure 2.C It is exorbitant (H), low (L)

and medium (M). The capacity of the natural load utility is appeared in Figure 2D. They are marked as low (L), medium (M), and extreme (H).

2. Process input assessment: After characterizing the enrollment capacity of each dark association to go into the subsequent stage is to assess each club trademark and offers its yield in advance with the information esteems and club highlight. A typical equivocal occurrence of the base is as per the following: if (H), T N, (H), (H), (H) and (M). The puzzling approaches of late spring battery planning for line with the human appreciate and its essential reason is to decide if charge or release Battery and as indicated by the confinement. Once the criteria are met, the participation grades are appeared as per the enrollment include.

3. Defosification When the yield club capacities are ascertained the subsequent stage is defziffection in the yield sign as the method of operation and charging/release rate of the battery.

IV. INTELLIGENT SYSTEM

The quick vitality conveyance machine distinguishes the execution of the appropriation of energy created from sustainable assets of vitality. The device decides while the quality put away inside the battery is utilized, ie while the power produced from the modern power framework is low, at that point the switch is made, and turns into the sun lattice. On the off chance that the power created by means of the sun powered boards is sufficient then the quality provided as standard as the modern network generally the working control happens to figure out which load to be associated with the gadget as per the battery ubiquity. The quality put away inside the battery is dependably as contrasted and preset reaches and if it's far low at that point

speaks with the oversee space to make the basic strides. In the event that the power degree is underneath the preset level, the power that is heading off to the slightest need gadgets is developed to end up plainly off naturally and the high need contraptions are turned on and if the quality is significantly less than that, the following need gadgets are killed and best high priority devices are permitted to be exchanged on. . The power show has two power attachments to degree the vitality admission of contraptions which can transmit the popularity of the battery and gets control pointers to control the quality by means of the devices.

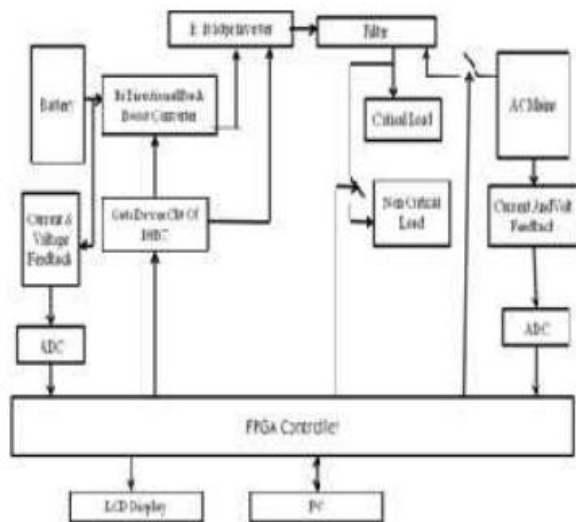


Figure 1 EMS Architecture

Figure 1 demonstrates an essential piece chart for a savvy and green circulation gadget comprehensive of the FPGA controller. Thyristor oversee unit. The individual interface, vitality sensor module and AC convey are blessing in the framework. The EMS framework comprises of a C-sensor which offers the contemporary esteems of the battery and AC vitality convey tubes that can be included with the guide of the VPGA controller. Vitality administration techniques are of two sorts, arranged towards proficiency

and individual orientated. In the vitality green mode the produced battery charge conditions are transmitted to the brilliant power control gadget and in examination with the quality admission records spared inside the VPGA controller. In any case, the bother with this technique is that it least complex finds the debut time to utilize the charging battery to diminish quality utilization and electric fueled expenses. In this paper we proposed a shopper orientated way to perform gadgets by utilizing organizing and working the gadget after the best need for quite a while contrasted with the decline need gadgets, which expands the execution of the purchaser factor. Square graph in Figure 1. The ways of life of three attachments is most straightforward 3 masses. Smart device effectively disperse vitality produced from sun boards for those need hundreds depending on the battery condition. The power administration gadget calculation is as per the following:

STEP1: All devices are introduced.

Step2: Initially the inverter segments are in kingdom off country.

STEP3: The gadgets are running for strolls with AC vitality.

Step4: In the unmarried stick FPGA is a developer to screen the AC quality, while it detonates, the weight is associated with the inverter.

STEP5: Battery vitality is presently identified with the

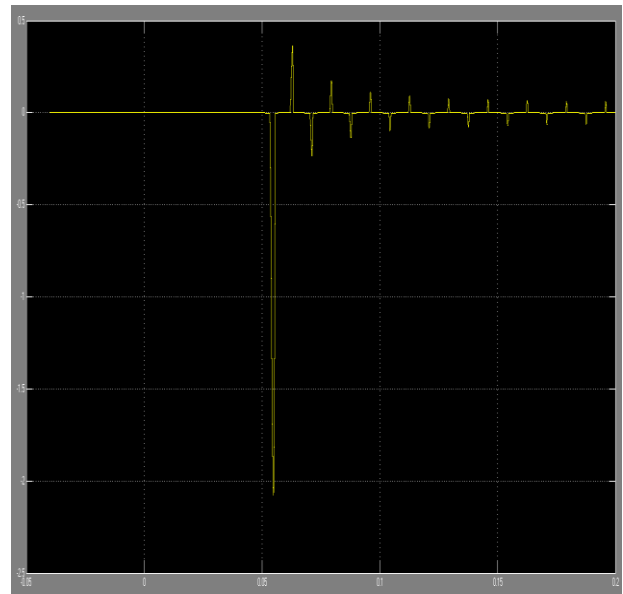
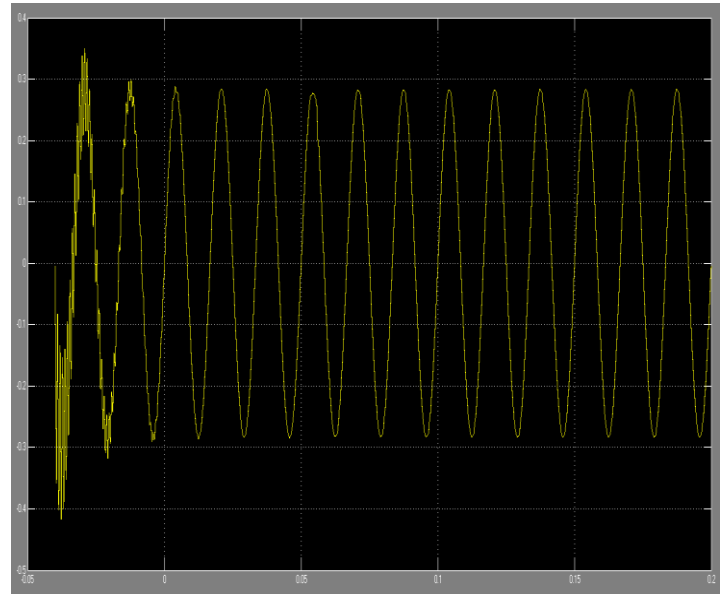
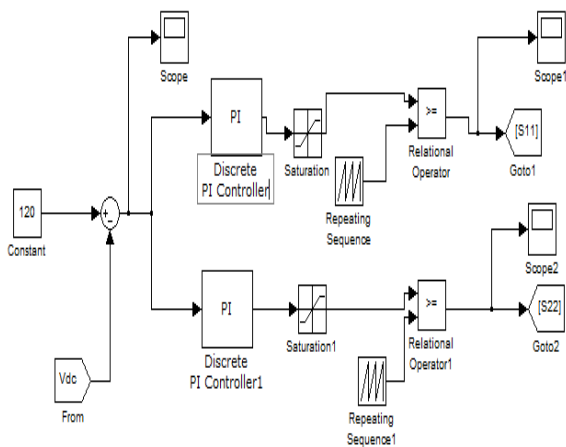
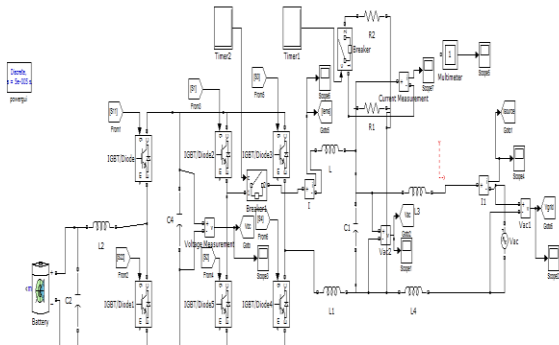
STEP6 meter: In VPGA, the spared vitality is dependably in contrast with

STEP7 preset levels: if the put away vitality is more than the power allow then the lessening need instrument is consequently turned off even as the high need device stays on.

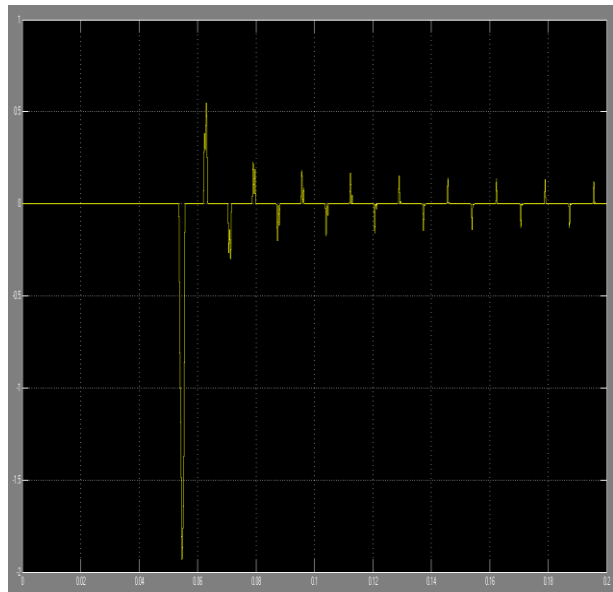
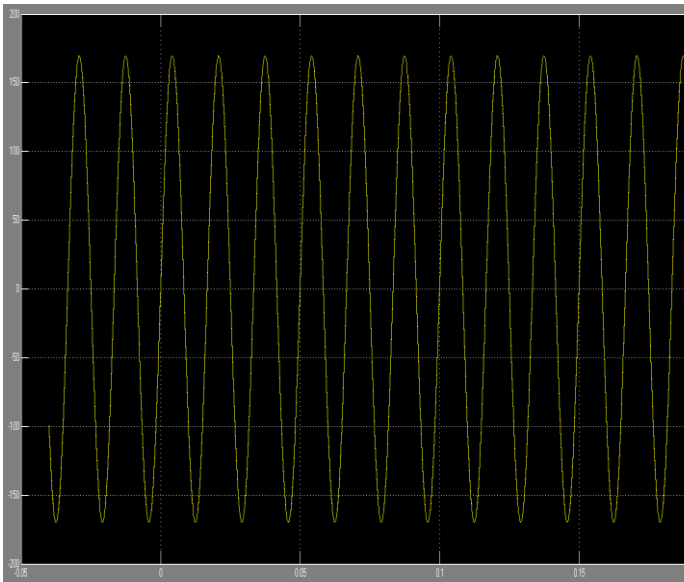
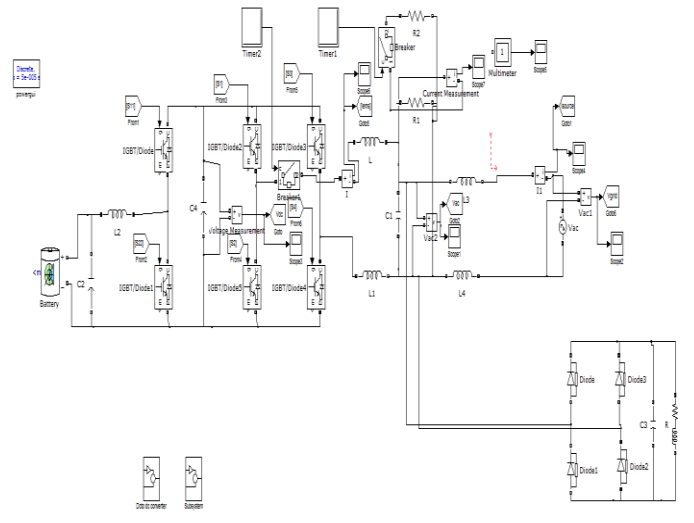
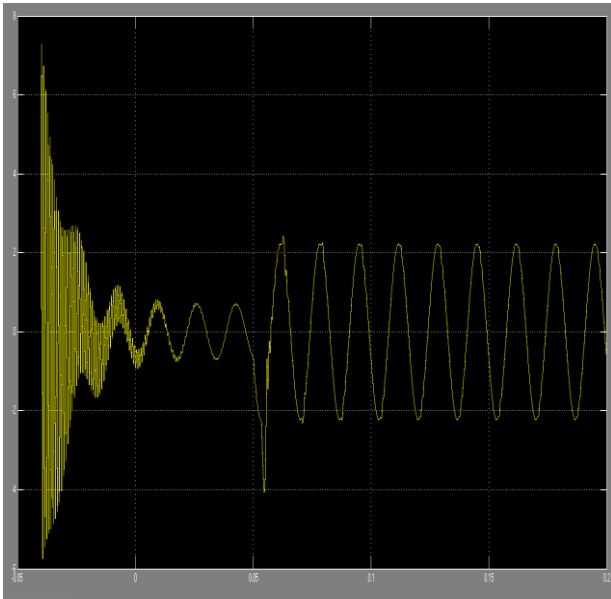
Step8: Whenever the AC control network is present then the thyristor associates the weight to the AC quality supply. Stage 9: The outcomes are shown on the LCD

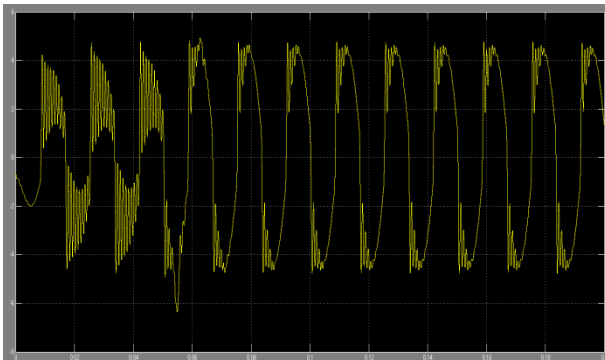
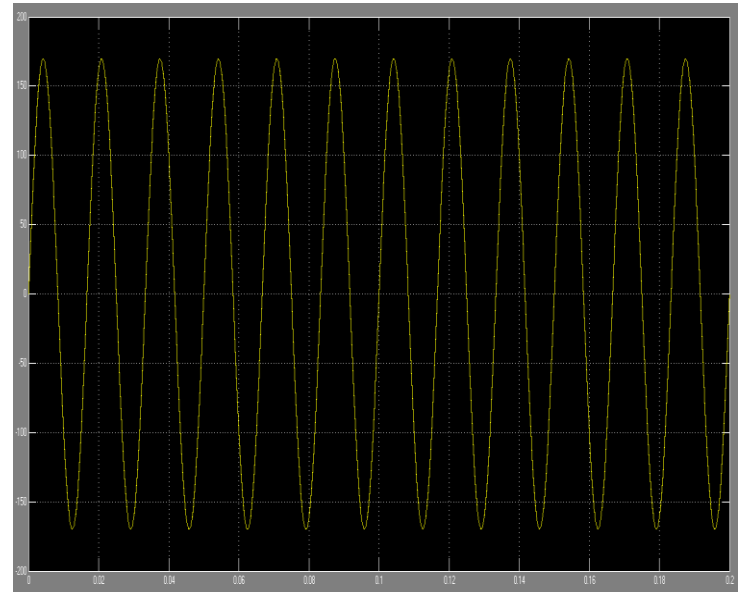
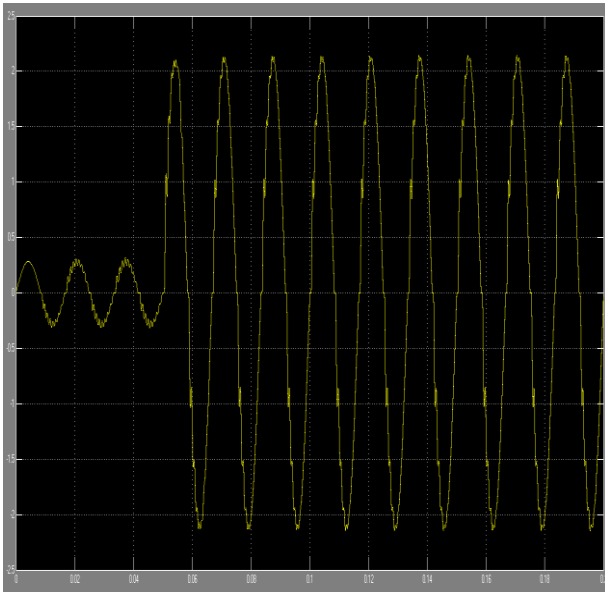
V.REUSLTS:

SIMULINK FILE AND SIMULATION FORMS



SIMULATION FORMS VOLTAGE AND CURRENTFORMS:





CONCLUSION

End Utilizing this approach of critical load administration framework is bolstered regardless of the possibility that the system comes up short. The oversee device intended to pilot the pilot circumstances is shown on this. The EMS helps essential hundreds while the system ends up noticeably inaccessible and how the system association is reestablished by methods for AM while the SS organize swings into to be had yet again. What's more, other basic commitments can be messaged like shaving stature. Trial estimations with straight and nonlinear masses indicate how the ES, that is overseen by the advanced situation, gives some heap ability to pick up top shaving, hence diminishing the cost of vitality.

REFERENCES

- [1] G. M. Masters, Renewable and Efficient Electric Power Systems. New York, NY, USA: Wiley 2004.
- [2] IEEE Standard for Interconnecting Distributed Resources with Electric Power Systems, IEEE Std. 1547, 2003.

- [3] J. Rocabert, A. Luna, F. Blaabjerg, and P. Rodriguez, "Control of power converters in AC micro-grids," *IEEE Trans. Power Electron.*, vol. 27, no. 11, pp. 4734–4749, Nov. 2012. *International Journal of Latest Trends in Engineering and Technology (IJLTET)* ISSN: 2278-621X <http://dx.doi.org/10.21172/1.72.539> 242 Vol 7 issue 2 July 2016
- [4] S. Vazquez, S. M. Lukic, E. Galvan, L. G. Franquelo, and J. M. Carrasco, "Energy storage systems for transport and grid applications," *IEEE Trans. Ind. Electron.*, vol. 57, no. 12, pp. 3881–3895, Dec. 2010.
- [5] Power electronics based energy management system, Giovanna Oriti, Senior Member, IEEE, Alexander L. Julian, Member, IEEE, Nathan J. Peck 833 Dyer Road, Spanagel 437, Monterey, CA, 93943 – USA
- [6] E. Barklund, N. Pogaku, M. Prodanovic, C. Hernandez-Aramburo, and T. C. Green, "Energy management in autonomous microgrid using stability-constrained droop control of inverters," *IEEE Trans. Power Electron.*, vol. 23, no. 5, pp. 2346–2352, Sep. 2008.
- [7] S. Chakraborty, M. D. Weiss, and M. G. Simoes, "Distributed intelligent energy management system for a single-phase high-frequency AC microgrid," *IEEE Trans. Ind. Electron.*, vol. 54, no. 1, pp. 97–109, Feb. 2007.
- [8] Y. Chen, Y. Wu, C. Song, and Y. Chen, "Design and implementation of energy management system with fuzzy control for DC microgrid systems," *IEEE Trans. Power Electron.*, vol. 28, no. 4, pp. 1563–1570, Apr. 2013.
- [9] B. I. Rani, G. S. Ilango, and C. Nagamani, "Control strategy for power flow management in a PV system supplying DC loads," *IEEE Trans. Ind. Electron.*, vol. 60, no. 8, pp. 3185–3194, Aug. 2013.
- [10] J. M. Carrasco, L. G. Franquelo, J. T. Bialasiewicz, E. Galvan, R. C. P. Guisado, M. A. M. Prats, J. I. Leon, and N. Moreno-Alfonso, "Power-electronic systems for the grid integration of renewable energy sources: A survey," *IEEE Trans. Ind. Electron.*, vol. 53, no. 4, pp. 1002–1016, Aug. 2006.
- [11] P. Sun, C. Liu, J. Lai, and C. Chen, "Grid-tie control of cascade dualbuck inverter with wide-range power flow capability for renewable energy applications," *IEEE Trans. Power Electron.*, vol. 27, no. 4, pp. 1839–1849, Apr. 2012.
- [12] C. Cecati, C. Citro, A. Piccolo, and P. Siano, "Smart operation of wind turbines and diesel generators according to economic criteria," *IEEE Trans. Ind. Electron.*, vol. 58, no. 10, pp. 4514–4525, Oct. 2011. 460 *IEEE TRANSACTIONS ON POWER ELECTRONICS, VOL. 31, NO. 1, JANUARY 2016*
- [13] H. Kanchev, D. Lu, F. Colas, V. Lazarov, and B. Francois, "Energy management and operational planning of a microgrid with a PV-based active generator for smart grid applications," *IEEE Trans. Ind. Electron.*, vol. 58, no. 10, pp. 4583–4592, Oct. 2011.
- [14] A. Chaouachi, R. M. Kamel, R. Andoulsi, and K. Nagasaka, "Multiobjective intelligent energy management for a microgrid," *IEEE Trans. Ind. Electron.*, vol. 60, no. 4, pp. 1688–1699, Apr. 2013.
- [15] H. Zhou, T. Bhattacharya, D. Tran, T. S. T. Siew, and A. M. Khambadkone, "Composite energy storage system involving battery and ultracapacitor with dynamic energy management in microgrid applications," *IEEE Trans. Power Electron.*, vol. 26, no. 3, pp. 923–930, Mar. 2011.
- [16] F. Z. Peng, Y. W. Li, and L. M. Tolbert, "Control and protection of power electronics interfaced distributed

generation systems in a customer-driven microgrid,” in Proc. IEEE Power Energy Syst. Gen. Meet., 2009, pp. 1–8.

[17] F. Blaabjerg, Z. Chen, and S. B. Kjaer, “Power electronics as efficient interface in dispersed power generation systems,” IEEE Trans. Power Electron., vol. 19, no. 5, pp. 1184–1194, Sep. 2004.

[18] K. T. Tan, P. L. So, Y. C. Chu, and M. Z. Q. Chen, “Coordinated control and energy management of distributed generation inverters in a microgrid,” IEEE Trans. Power Del., vol. 28, no. 2, pp. 704–713, Apr. 2013.

[19] R. Carnieletto, D. I. Brandao, S. Suryanarayanan, F. A. Farret, and M. G. Simoes, “Smart grid initiative,” IEEE Ind. Appl. Mag., vol. 17, no. 5, pp. 27–35, Sep./Oct. 2011.

[20] R.-J. Wai, C.-Y. Lin, Y.-C. Huang, and Y.-R. Chang, “Design of highperformance stand-alone and grid-connected inverter for distributed generation applications,” IEEE Trans. Ind. Electron., vol. 60, no. 4, pp. 1542–1555, Apr. 2013.

[21] D. V. de la Fuente, C. L. T. Rodríguez, G. Garcera, E. Figueres, and R. O. Gonzalez, “Photovoltaic power system with battery backup with grid-connection and islanded operation capabilities,” IEEE Trans. Ind. Electron., vol. 60, no. 4, pp. 1571–1581, Apr. 2013.

[22] L. Arnedo, S. Dwari, V. Blasko, and A. Kroeber, “Hybrid solar inverter based on a standard power electronic cell for microgrids applications,” in Proc. IEEE 2nd Energy Convers. Conf. Expo., Phoenix, AZ, USA, Sep. 2011, pp. 961–967.

[23] L. Arnedo, S. Dwari, V. Blasko, and A. Kroeber, “Hybrid solar inverter based on a standard power electronic cell for microgrids applications,” in Proc. IEEE

Appl. Power Electron. Conf., Orlando, FL, USA, Feb. 2012, pp. 270–276.

[24] Z. Yao, L. Xiao, and Y. Yan, “Seamless transfer of single-phase grid interactive inverters between grid-connected and stand-alone modes,” IEEE Trans. Power Electron., vol. 25, no. 6, pp. 1597–1603, Jun. 2010.

[25] SANDIA Report SAND2013–5131. (2013, Oct.). DOE/EPRI 2013 Electricity Storage Handbook in Collaboration with NECA. [Online]. Available: <http://www.sandia.gov/ess/publications/SAND2013-5131.pdf>

[26] R. L. Kelly, A. L. Julian, and G. Oriti, “Reducing fuel consumption at a remote military base—Introducing an energy management system,” IEEE Electrification Mag., vol. 1, no. 2, pp. 30–37, Dec. 2013.

[27] IEEE Standard Conformance Test Procedures for Equipment Interconnecting Distributed Resources With Electric Power Systems, IEEE Std. 1547.1, 2005.

[28] Xilinx. Avnet Virtex-4 LC Development Board. (2013, Feb.). [Online]. Available: <http://www.xilinx.com/products/devkits/DS-KIT-4VLX25LC.htm>

AUTHOR’S PROFILE:



NALLACHAITANYA, Pg Scholar,

Department of EEE, Vaageswari College of Engineering, karimnagar



D.RAMA KRISHNA REDDY working as an Assistant Professor in Vaageswari college of engineering , Ramakrishna colony, Karimnagar Dist, T.S. He received the B.Tech degree in Electrical & Electronics Engineering from Sree Chaitanya College of Engineering, Lmd colony, Karimnagar,T.S, and then completed his P.G in Electrical & Electronics Engineering, Specialization in Power Electronics at CMRCET, Rangareddy Dist, JNTUH, TS. He has a teaching experience of 6 years. His areas of interest are Power Electronics and its applications in Drives and Electrical Networks.



Dr. M. Ramesh was born in Guntur District, Andhra Pradesh, on 07-06-1977. I completed my B.Tech. (EEE) from Viswanadtha Institute of Technology and

Management affiliated Jawaharlal Nehru Technological University, Hyderabad in 2002, M. Tech.(Advanced Power Systems) from Jawaharlal Nehru Technological University, Kakinada, Andhra Pradesh in 2005 and completed Ph.D.(Application of Artificial Intelligent Techniques for Enhancement of Stability in HVDC Transmission System) from Jawaharlal Nehru Technological University College of Engineering, Ananthapuram in 2017. I have one year of Industrial experience and 15 years of teaching experience and presently working as a Professor and HOD, EEE Dept, Vaageswari College of Engineering, karimnagar Dist. I published 30 International Journals to my credit. I published 10 International and National papers in various conferences held at India and also abroad. My research interests are AI Techniques, Power Systems & FACTS. I have Member in IEEE, Life Member of Indian Society of Technical Education (M.I.S.T.E), Life Member International Association of Computer Science and Information Technology, Life Member of International Association of Engineers, Member of Engineering Council of India (MECI)